

QUARTERLY REPORT

31 DECEMBER 2024



HIGHLIGHTS

Atlas Project

- Self-funded construction at Atlas substantially advanced following finalisation of Groundwater Operating Strategy and receipt of water licences in October.
- Despite the loss of a week of construction time due to site evacuation for bushfires that burned through Dandaragan Shire and Atlas project area in November, project development remains on schedule.
- Plant and equipment from Boonanarring relocated to Atlas and largely erected and fitted with piping and electrical by the end of December.
- Atlas project commissioning and first HMC production remains on track for Q1 2025.

Corporate Activity

- Secured binding US\$20 million HMC Offtake Prepayment Facility agreement with key Chinese HMC offtake partner Shantou Natfort Zirconium and Titanium Co., Ltd.
- Drawdown initiated on Prepayment Facility, with US\$5 million received in December 2024 and balance received subsequent to quarter's end.
- Conversion of Prepayment Facility funds from USD to AUD completed at favourable FX of 0.62.
- Atlas fully funded to first revenue, which is anticipated in Q2 2025
- Closing cash position A\$19.95 million at 31 December 2024 plus A\$24 million received in early January 2025 from drawdown of the Prepayment Facility.
- Annual Sustainability Report for CY2023 published.

Board Members

Robert Besley, Non-Executive Chair (Ind.)
 Patrick Mutz, Managing Director
 Aaron Soo, Non-Executive Director (Ind.)
 Peter Thomas, Non-Executive Director (Ind.)
 Ran Xu, Non-Executive Director
 Winston Lee, Non-Executive Director

Market Position

31 December 2024

Shares on Issue 1,113,923,188
 Share Price \$0.093
 Market Capitalisation \$104M
 Cash \$20M
 Debt \$8.0M
 Enterprise Value \$92M

Image Resources NL (ASX:IMA) (“**Image**” or “**the Company**”) is pleased to provide an update on its activities during the December 2024 quarter.

CEO Patrick Mutz commented: *“Despite the frustration of Atlas approval delays and the very anxious moments during the November bushfires, we now stand on the cusp of commissioning and first HMC production at Atlas and, more importantly, a return to positive cashflows.*

“Our Atlas project development team made tremendous progress during Q4 despite a late start and losing a week of progress from bushfire evacuations. The team’s extra efforts, combined with the execution of a US\$20M prepayment facility for working capital, means we are increasingly confident we can deliver our second mineral sands project on time and on budget.

“CY2025 is shaping up to be a milestone year with the impending return to mining and HMC production as well as positive cash flow in the first half of the year and repayment of newly executed Prepayment Facility with HMC deliveries at the end of the calendar year.”

Activities Report

Atlas Development

The Atlas project is located approximately 170km north of Perth in the Dandaragan Shire. Project construction commenced in August 2024 on the site entry road with the clearing of vegetation and construction of the accommodation camp following receipt of final construction permits. Construction was accelerated during the December quarter following receipt of the final regulatory permissions for construction and operation of the project, being approval of the Groundwater Operating Strategy and grant of 5C water licences in October 2024.

In late November 2024, a massive, out of control bushfire burned through the Atlas project area requiring evacuation of construction crews and resulting in the loss of a week of construction activities. Fortunately, thanks to the superb efforts of a small crew of Image personnel and contractors with firefighting and heavy equipment operations experience, the accommodations camp and construction areas were protected from major fire damage. Minor amounts of piping, related fittings, and pipeline assembly equipment were damaged from secondary fires fuelled by strong winds.

Following the return of construction crews and Image personnel to the Atlas site in early December, construction progressed rapidly throughout the month, including the delivery and erection of the plant and equipment from Boonanarring and substantial progress on configuration of piping and electrical supply. Construction progress during the quarter served to renew confidence in achieving the original goal of early-stage commissioning and first HMC production before the end of March 2025.

Atlas Funding

As foreshadowed in the Company's 2017 Bankable Feasibility Study, the capital costs for Atlas are being self-funded from cash reserves from Boonanarring operations. To fully fund the project to first revenue, Image secured a US\$20 million HMC Offtake Prepayment Facility agreement ("Prepayment Facility") with its key HMC offtake partner Shantou Natfort Zirconium and Titanium Co., Ltd. in China ("Natfort") in October (see **ASX: 24 October 2024: US\$20M Offtake Prepayment Facility Secured**).

Funds from the Prepayment Facility will provide working capital for the Atlas project through to first revenue. Principal and interest ("P&I") are to be repaid through deliveries of HMC across a 12-month term, with approximately 25% of each HMC shipment being applied to the repayment of P&I.

Drawdown from the Prepayment Facility was initiated in November to maintain sufficient cash buffers, and US\$5 million was received in December, and the balance of funds were received subsequent to the end of the quarter in January 2025.

Following the execution of the Prepayment Facility, Image and Natfort agreed to allow Natfort to share the provision of the funding under this facility to minimise the risk to Image of a single funding provider. As such, a separate Prepayment Facility agreement, on the same terms and conditions as the Natfort Prepayment Facility, was executed with Billion Sunny Investment Limited ("Sunny Investment") which is an independent third-party financing entity incorporated in Cayman Islands to provide 50% of the US\$20 million funds in exchange for access to 50% of the HMC sales from the Atlas Project. Drawdown from the US\$10 million Sunny Investment prepayment facility was received subsequent to the end of the quarter in January 2025.

Summary of Construction Activities

By the end of December 2024, a majority of the major equipment required for first HMC production at Atlas was either installed or on site ready for installation (Figure 1). Specific items include:

- The slimes thickener tank was fully assembled and welded and installation of the bridge and rake is scheduled for early January (Figure 2).
- All major concrete works were completed and the batch cement plant was demobilised.
- Civil works for the HMC storage pad were completed.
- The wet concentration plant ("WCP") spiral separators and the WCP slurry feed tank were largely completed.
- The fully lined process water ponds were completed and filled (Figure 3).
- All motor control centres and transformers were installed.

- All high voltage power-poles and underground sections were finalised, including replacement of four poles damaged by the bushfire.
- Generator sets and bulk fuel tanks were installed with connectivity to commence in early January.
- Ore scrubber and trommel assembly and associated base modules were in place, with the feeder component of the Feed Preparation Plant (“FPP”) to be delivered to site and installed in January.
- High density polyethylene pipelines (and associated fittings) damaged or destroyed during the bushfire have been replaced.
- Bibby Road / Brand Hwy intersection upgrade was largely completed and inspection by Main Roads WA scheduled for January.
- On the mining front, initial topsoil and subsoil has been removed and stockpiled and ore has been exposed and is ready to be mined to support project commissioning scheduled for late February 2025 (Figure 4).

Atlas Ore Reserves

Atlas has Ore Reserves of 5.5Mt at 9.2% heavy minerals (“HM”) (see Tables 2 and 3 and **ASX: 21 December 2022: Revised Announcement – Atlas Project Ore Reserve Update**).

Key highlights of the updated Ore Reserve estimate and key feasibility statistics, announced in December 2022, are as follows:

- 5.5 million tonnes of Ore Reserves at 9.2% total HM
- 11.9% zircon, 7.9% rutile, 4.9% leucoxene, 53% Ilmenite and 1.1% monazite in total HM
- Forecast processing rate of 2.6 million tonnes ore per annum
- Total HMC production of 446kt

Net project operating cashflow was estimated at \$148 million.

Atlas project development is forecast to be followed by the development of Image’s Yandanooka project, with funding for Yandanooka anticipated to be partly sourced from internally generated cashflows from Atlas, supplemented as necessary primarily with debt and secondarily with equity (if required).

Figure 1: Atlas Construction Site – looking northeast



Figure 2: WCP (Flex Plant) & Thickener Construction




Figure 3: Lining of Process Water Ponds



Figure 4: South Pit Mining Overburden – looking northeast



Yandanooka PFS

Image's 100%-owned Yandanooka mineral sands project is located approximately 300 km north of Perth in the infrastructure-rich North Perth Basin in Western Australia. During Q2 2024, the Company completed a PFS for Yandanooka (see Tables 2 and 3 and **ASX: 19 April 2024: Strong Feasibility Results Yandanooka Project**). Yandanooka has a shorter development timeline than the Company's other projects, including Bidamina, McCalls and Mindarra Springs, due to lower-level environmental sensitivities and minimal heritage considerations as it is located on private farmland.

Project economics are based on an initial 8-year mine life at a processing rate of 420 tph rougher head feed. The throughput rate was determined based on the existing Boonanarring WCP capability (using the available spirals and quantities for each spiral stage).

Yandanooka PFS Highlights:

- Pre-tax NPV8: A\$151 million
- Pre-tax IRR8: 72%
- Initial Development Capital: A\$50.3 million
- Capital payback (post first revenue): 15 months
- Project EBITDA: A\$277 million
- Forecast mine-life: 8.2 years
- Total HMC production: 1.04 Mt

Yandanooka Ore Reserve Estimate Highlights:

- 30 million tonnes of Probable Ore Reserves at 3.9% total HM
- Mineralisation from the surface with an average waste-to-ore strip ratio of 0.1:1
- 90.5% valuable heavy minerals ("VHM") in HM
- High-value mineral assemblage with 14% zircon, 3.3% rutile, 27% leucoxene, 46% ilmenite, and 0.19% monazite in HM

Based on the positive results of the PFS, this study is being upgraded to BFS standard based on the same development methodology as used for the successful Boonanarring project. However, given components of the Boonanarring plant have been moved to Atlas, the initial Yandanooka development capital in the PFS is expected to increase by approximately \$22 million for replacement equipment, and will be captured in the BFS now expected to be completed Q2 2025 pending finalisation of land access.

Bidamina BFS

In an effort to conserve cash for the development of Atlas, work on the Bidamina BFS was temporarily curtailed. Results on the Bidamina PFS were announced in June 2023 (**ASX: 27 June 2023: PFS Results - Bidamina Mineral Sands Project**). The PFS was based on inaugural Ore Reserves of 123Mt at 1.8% HM with 4% slimes, 4% oversize, 93% VHM and 85% of the HM as high-quality ilmenite and leucoxene suitable as synthetic rutile ("SR") feedstock (refer Table 2).

Results of the PFS were positive, with select highlights of pre-tax NPV8 of A\$192 million, pre-tax IRR8 of 28%, project EBITDA of A\$379 million for a 10.5-year mine life and 3.8-year capital payback period. Project revenue in the Bidamina PFS was based on producing and using a simple business model of selling an HMC product, and therefore excludes any potential value-adding from mineral separation and upgrading of ilmenite to SR.

The BFS will be based on a number of optimisation steps as well as an updated Mineral Resources estimate (MRE) which will build on the latest MRE announced in February 2023 (**ASX: 28 February 2023: Mineral Resources Update Bidamina Project**) with total Mineral Resources of 109 million tonnes at 2.5% HM.

Value-Adding SR Innovation

Positive test results on upgrading Bidamina ilmenite to SR have opened the door to the potentially significant value-adding opportunity of upgrading ilmenite from Yandanooka, Bidamina, McCalls, and Mindarra Springs. Importantly, the potential for multi-decade operating life from these projects could serve to support justification for capital expenditure for SR production in the event future feasibility studies and proposed demonstration plant operating results are determined to be positive.

The ongoing research and concept study for a potential SR production facility, with a significantly reduced carbon footprint compared to existing SR production technology, continued to progress during the quarter. Post the filing of an initial patent in Q4 2023 on a novel SR production process, further evaluation of the process has resulted in the consideration of a second patent application.

A specialist, innovative technology development consultant was engaged in CY2024 to conduct an SR production scoping study. Initial work based on first principles, indicates the process is feasible both technically and economically and that the process could add significant economic benefits to Image's future projects with HMC production.

Image is investigating opportunities for funding support for a pilot and/or demonstration scale testing facility for the novel SR production process. An initial grant application for up to 50% support for a demonstration plant was unsuccessful. Alternative funding support avenues are being sought.

Environmental, Social & Governance (“ESG”)

Environment – Rehabilitation

Image is a significant landholder in the Boonanarring and Atlas areas and recognises its duty and responsibility to rehabilitate mined areas to a high standard and continue to work at improving the local environment outside of the mining lease where possible and practicable to do so.

A total of 85ha has been rehabilitated for the Boonanarring project to-date. There has been no further seeding during CY2024 due to the need to conserve cash for the development of the Atlas project.

Safety

There were no lost-time injuries (“LTIs”) recorded during the current quarter and no LTIs recorded since 31 December 2022.

The Company remains vigilant with respect to post-COVID cold and influenza symptoms and encourage employees with symptoms to wear face masks and maintain distance with other workers to minimise the potential spread of any viruses.

Image is committed to the promotion of a positive work, health and safety culture, including safety programs and procedures that encourage job safety analysis and planning as well as active incident reporting for the purpose of continual improvement of the health, safety and well-being of all employees, contractors, visitors and members of the community.

The Company tracks and reports its total recordable incident frequency rate (“TRIFR”), generally reported as the number of recordable incidents per 1 million hours of work. The 12-month rolling average TRIFR on 31 December 2024 was zero (also zero as at 30 September 2024).

Community

Image continues to proudly contribute to the local communities in which it operates, including through local employment and support for local community events. Notable programs occurring or ongoing during this reporting period include the following:

- Providing camp accommodation and access to water to DFES personnel fighting fires that threatened Nambung Station and Cervantes in November 2024;
- Leasing of Image's unused land to the Gingin Recreation Group with profits supporting community programs;
- Periodically providing certain stockpiled clayey materials to a local Boonanarring area landowner to assist in demonstration testing to assess carbon sequestration enhancement techniques;

- Support of Happiness Co Foundation and associated mental health programmes run within the Image workforce, in local communities and regional areas;
- Support of various Gingin and Dandaragan Shire community groups and local area programs;
- Investigation of additional uses for Image landholdings for the potential installation of renewable energy generation sources such as wind turbines.

Modern Slavery Statement

Image continues to implement initiatives under the Modern Slavery Act. While the Company's principal suppliers (Tier 1) are largely long-standing Australian-based companies, questionnaires continue to be rolled out to all Tier 1 suppliers to gauge each supplier's potential to potentially harbour modern slavery practices. Fit-for-purpose software is also being used to help automate questionnaires mailings to Tier 2 and Tier 3 suppliers. This is a challenging area to manage, and results have been mixed. None-the-less, the process is continuing.

Image completed and lodged its 3rd annual Modern Slavery Statement for CY2023 in June 2024. The report can be viewed at <https://modernslaveryregister.gov.au/statements/18076/> once published by the Australian Attorney's General Department on the public register or it can be viewed on Image's website at www.imageres.com.au/about/governance/.

ESG & Sustainability Reporting

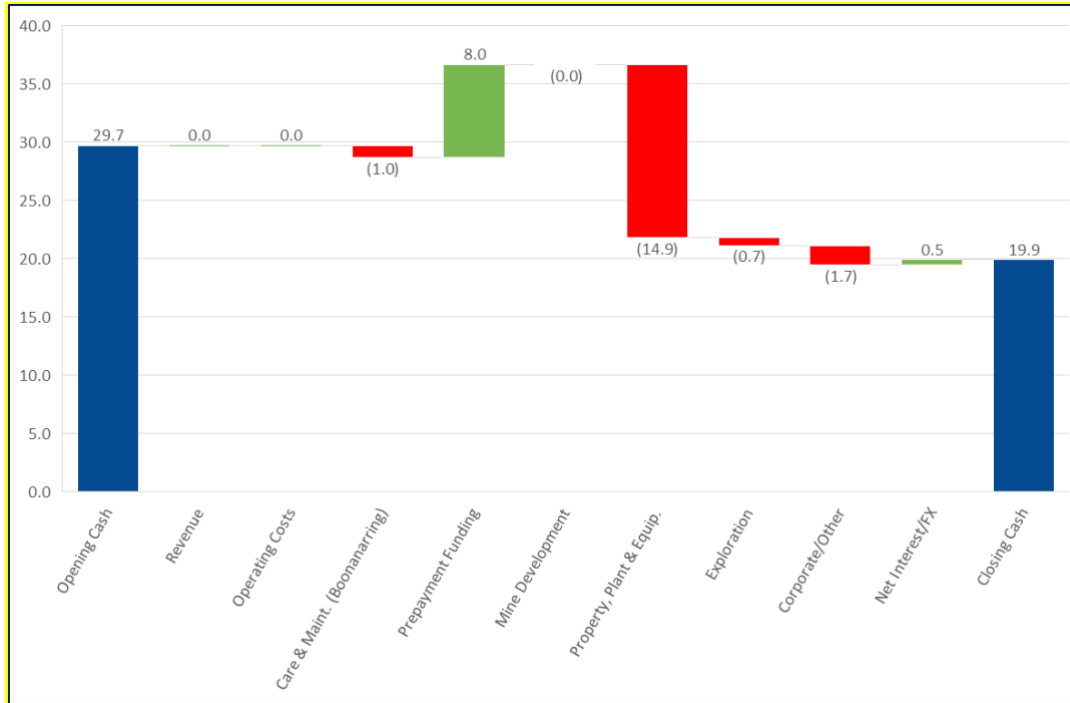
During Q4 2024, Image finalised its second annual Sustainability Report. The report was published on 11 October 2024 (**ASX: 11 October 2024: Sustainability Report CY2023**).

Cashflows

Net cash outflow was A\$9.8 million for Q4 2024, consisting primarily of \$14.9 million for plant and equipment, mainly Atlas related, partially offset by an initial US\$5 million (A\$8 million) drawdown from the US\$20 million HMC Offtake Prepayment Facility Agreements executed during the quarter. Other expenditure during the quarter included A\$1.0 million on Boonanarring care and maintenance, \$0.7 million on exploration and \$1.7 million on corporate costs.

Closing cash at 31 December 2024 was \$19.9 million. In addition, A\$24 million was received in early January 2025 from drawdown of the balance of the US\$20 million from the Prepayment Facilities. There was insignificant expenditure on mining production and development activities (other than Atlas expenditure).

Figure 5: Cashflow Waterfall



Corporate

On 18 October, the Company announced that Atlas construction would be accelerated following receipt of final water licences (**ASX: Atlas Construction To Accelerate With Receipt Of Final Water Licences – 18 October 2024**).

On 24 October, the Company announced the securing of a US\$20 million Offtake Prepayment Facility (**ASX: US\$20M Offtake Prepayment Facility Secured – 24 October 2024**).

On 6 December, an Atlas Project update was released to the market providing details of a major bushfire that impacted the Nambung Station and local communities (**ASX: Atlas Project Update – 6 December 2024**).

Corporate costs for Q4 2024 included \$255,000 of related party transactions (all director salary or fee related).

EXPLORATION

The Company's exploration portfolio is primarily focused on mineral sands, with the exception of two exploration licences and two prospecting licences, located southeast of Kalgoorlie, which make up the Erayinia Gold Project (see Table 1 – Tenement Schedule). All tenements are located in Western Australia, and all mineral sands related tenements are located in the North Perth Basin. The total combined area of tenements is 1,499km².

The Company's minerals sands portfolio within the North Perth Basin tenements now consists of 23 named project areas, each with identified Mineral Resources as presented in Table 4.

Drilling Programs

No exploration or development drilling was carried out during Q4 2024. The Company has several drilling programs planned, in both green-fields exploration and resource development, but has delayed implementation of drilling until the Company has established mining and process at Atlas and has returned to positive cashflow in CY2025.

Planned programs include 290 holes for approximately 20,000m at the Bidamina project planned to upgrade all material inside the dredge pond limits to Measured Mineral Resource as defined by the JORC Code 2012, exploration drilling west of Yandanooka on the recently granted E70/6549, phase two exploration at the south end of Woolka on E70/4244 and deep target gold drilling at Erayinia/King in the Eastern Goldfields.

Yandanooka

The exploration team continues to support the targeted development of the Yandanooka project. All technical work supporting the underlying Mineral Resource estimation has been completed.

Work has been undertaken in relation to the characterisation of the rare earth elements in the Yandanooka monazite. Work has been planned for additional analysis of existing HMC composites to enable an estimation of contained Rare Earth Elements ("REE") in the current Mineral Resource in accordance with the JORC Code 2012.

DEMIRS approval for the two high priority drill targets, identified from recent ground magnetic surveys, has been granted. Drilling is currently planned for late Q2, 2025.

Table 1: Tenement Schedule in accordance with ASX Listing Rule 5.3.3

Tenements held at the end of the Quarter

Location	Tenement	Nature of Interest	Project	Equity (%) held at start of Quarter	Equity (%) held at end of Quarter
WA	E28/1895	Granted	ERAYINIA	100%	100%
WA	E28/2742	Granted	MADOONIA DOWNS	100%	100%
WA	P28/1320	Granted	KING	100%	100%
WA	P28/1321	Granted	KING	100%	100%
WA	E70/2636	Granted	COOLJARLOO	100%	100%
WA	E70/2844	Granted	BIDAMINNA NTH	100%	100%
WA	E70/2898	Granted	COOLJARLOO	100%	100%
WA	E70/3032	Granted	GINGIN	100%	100%
WA	E70/3041	Granted	REGANS FORD SOUTH	100%	100%
WA	E70/3100	Granted	QUINNS HILL	100%	100%
WA	E70/3298	Granted	BIDAMINNA -PARK	100%	100%
WA	E70/3720	Granted	BLUE LAKE	100%	100%
WA	E70/3762	Granted	DOOKANOOKA	100%	100%
WA	E70/3813	Granted	YANDANOOKA	100%	100%
WA	E70/3814	Granted	ARROWSMITH	100%	100%
WA	E70/3929	Granted	MCCALLS	100%	100%
WA	E70/3967	Granted	MCCALLS NORTH	100%	100%
WA	E70/3997	Granted	MUNBINIA	100%	100%
WA	E70/4190	Granted	ENEABBA EAST	100%	100%
WA	E70/4244	Granted	WOOLKA	100%	100%
WA	E70/4584	Granted	MINDARRA SPRINGS	100%	100%
WA	E70/4656	Granted	WINOOKA NORTH	100%	100%
WA	E70/4663	Granted	BIBBY SPRINGS	100%	100%
WA	E70/4689	Granted	BOONANARRING WEST	100%	100%
WA	E70/4719	Granted	TARRA TARRA	100%	100%
WA	E70/4747	Granted	UPCREEK	100%	100%
WA	E70/4779	Granted	MIMEGARRA	100%	100%
WA	E70/4794	Granted	REGANS FORD NORTH	100%	100%
WA	E70/4919	Granted	ORANGE SPRINGS	100%	100%
WA	E70/4922	Granted	CAPITELA	100%	100%
WA	E70/4946	Granted	RED GULLY NORTH	100%	100%
WA	E70/5034	Granted	SADDLE HILL	100%	100%
WA	E70/5213	Granted	GINGINUP HILL	100%	100%
WA	E70/5268	Granted	WOOLKA SOUTH	100%	100%
WA	E70/5552	Granted	COOLJARLOO EAST	100%	100%
WA	E70/5646	Granted	BLUE LAKE WEST	100%	100%
WA	E70/5763	Granted	CARO	100%	100%
WA	E70/5776	Granted	BIDAMINNA WEST	100%	100%
WA	E70/5777	Granted	DURINGEN	100%	100%
WA	E70/6549	Granted	YANDANOOKA WEST	100%	100%
WA	E70/6631	Granted	CHALK HILL	100%	100%
WA	G70/0250	Granted	BOONANARRING	100%	100%
WA	L70/242	Granted	ATLAS	100%	100%
WA	L70/243	Granted	ATLAS	100%	100%
WA	M70/0448	Granted	GINGIN SOUTH	100%	100%
WA	M70/0872	Granted	LOGUE AREA	100%	100%

WA	M70/0965	Granted	ENEABBA WEST	100%	100%
WA	M70/1153	Granted	ENEABBA	100%	100%
WA	M70/1192	Granted	RED GULLY	100%	100%
WA	M70/1194	Granted	BOONANARRING	100%	100%
WA	M70/1305	Granted	ATLAS	100%	100%
WA	M70/1311	Granted	BOONANARRING NORTH	100%	100%
WA	M70/1419	Granted	TWIN HILLS	100% pending transfer	100% pending transfer
WA	P70/1756	Granted	COOLJARLOO EAST	100%	100%
WA	R70/0035	Granted	ENEABBA	100%	100%
WA	R70/0051	Granted	COOLJARLOO NORTH	100%	100%
WA	R70/0062	Granted	NAMBUNG	100%	100%
WA	E70/4795	Application	BIDAMINNA SOUTH	100% pending grant	0% following withdrawal
WA	E70/6293	Application	BIDAMINNA SOUTH	100% pending grant	100% pending grant
WA	E70/5192	Application	WINOOKA SOUTH	100% pending grant	0% following withdrawal
WA	E70/6276	Application	WINOOKA SOUTH	100% pending grant	100% pending grant
WA	E70/5661	Application	COONABIDGEE	100% pending grant	0% following withdrawal
WA	E70/6277	Application	COONABIDGEE	100% pending grant	100% pending grant
WA	E70/6275	Application	OLD ARROW	100% pending grant	100% pending grant
WA	E70/6688	Application	BIDAMINNA EXTENSION	0%	100% pending grant
WA	E52/3917	Granted	WILTHORPE	1% Royalty payable in all minerals	1% Royalty payable in all minerals
WA	M52/1067	Granted	WILTHORPE	1% Royalty payable in all minerals	1% Royalty payable in all minerals
WA	M52/1413	Granted	MULLERING	1% Royalty payable in all minerals	1% Royalty payable in all minerals
WA	R69/0001	Granted	SERPENTINE LAKES	1% Royalty payable in all minerals	1% Royalty payable in all minerals

Mining Tenements acquired during the Quarter

Nil					
-----	--	--	--	--	--

Mining Tenements disposed during the Quarter

WA	E70/4656	DEAD	WINOOKA NORTH	100%	0%
----	----------	------	---------------	------	----

Summary of Tenement Activity Q4 2024

Tenement Applications

- E70/6688, Bidamina South Extension, 3 blocks applied for 16th December 2024

Tenements Granted

- Nil

Tenements Surrendered

- E70/4565 Winooka North, Expired 27 October 2024 (not renewed)
- E70/3041 Regans Ford South, Partial Surrender report submitted for 5 blocks of 17
- E70/4663 Bibby Springs, Voluntary Partial Surrender of 18 blocks, 1 block retained

Tenement Transfers

- Nil

Figure 6: North Perth Basin Tenements as at 31 December 2024

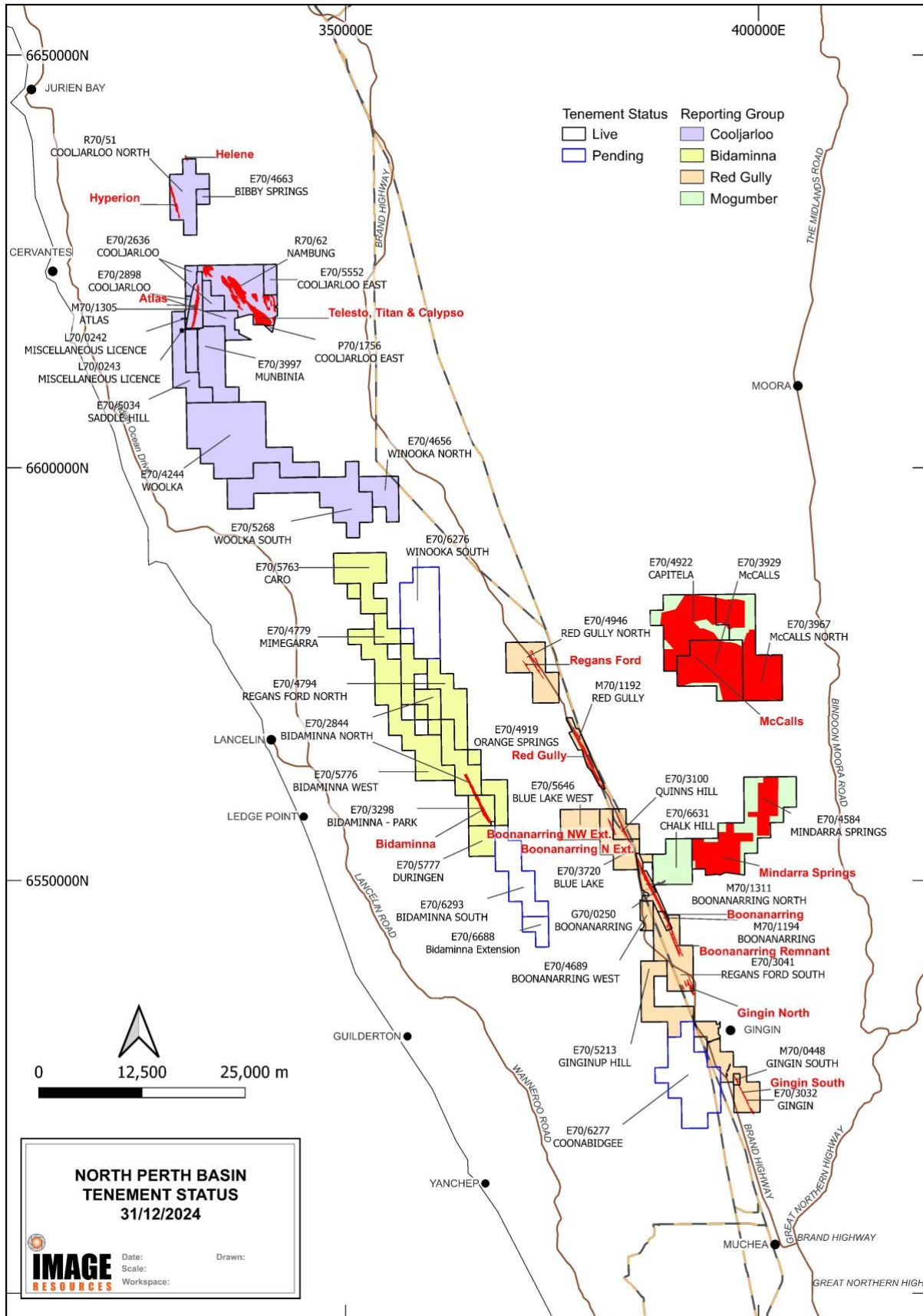


Figure 7: Eneabba Tenements as at 31 December 2024

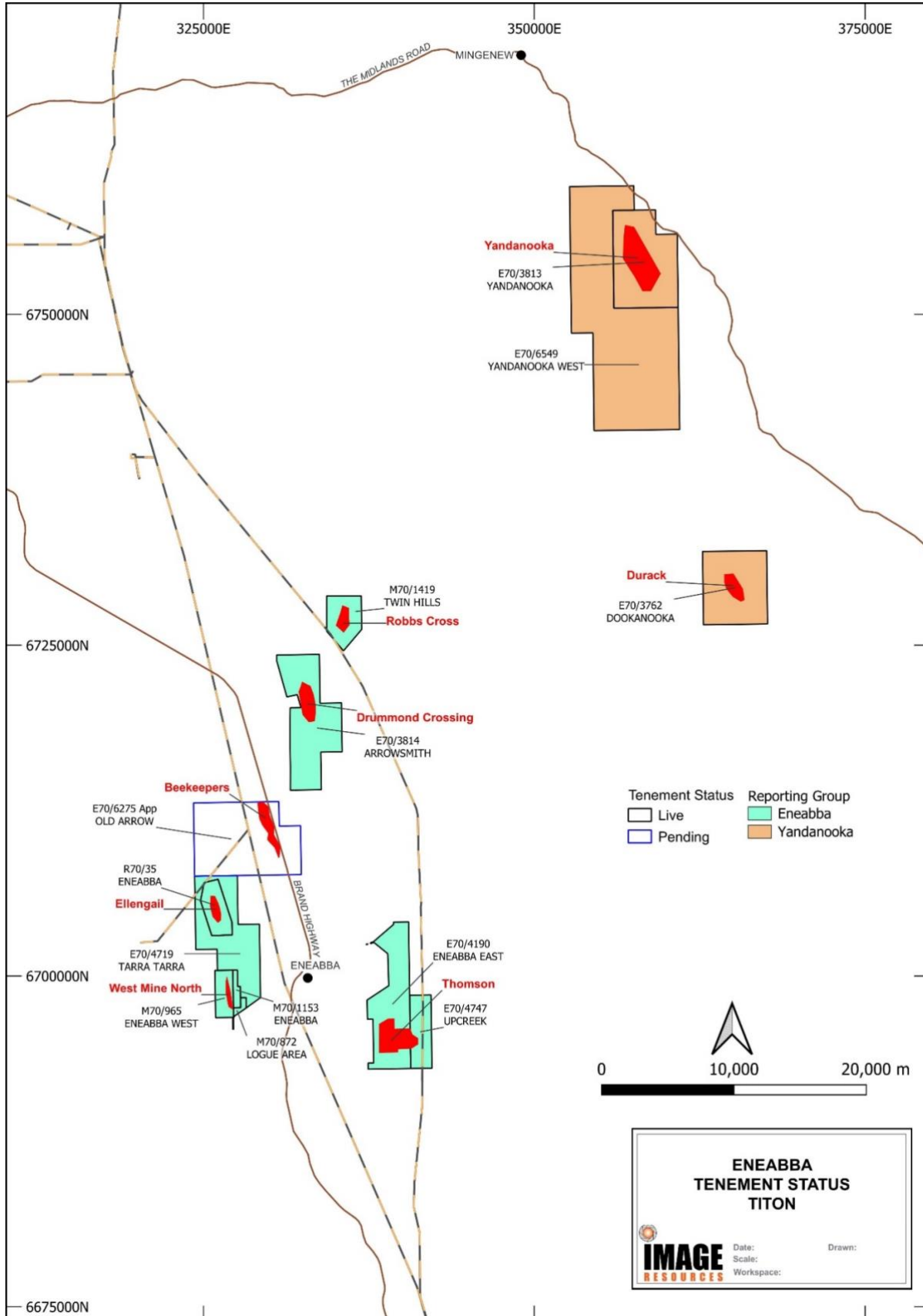
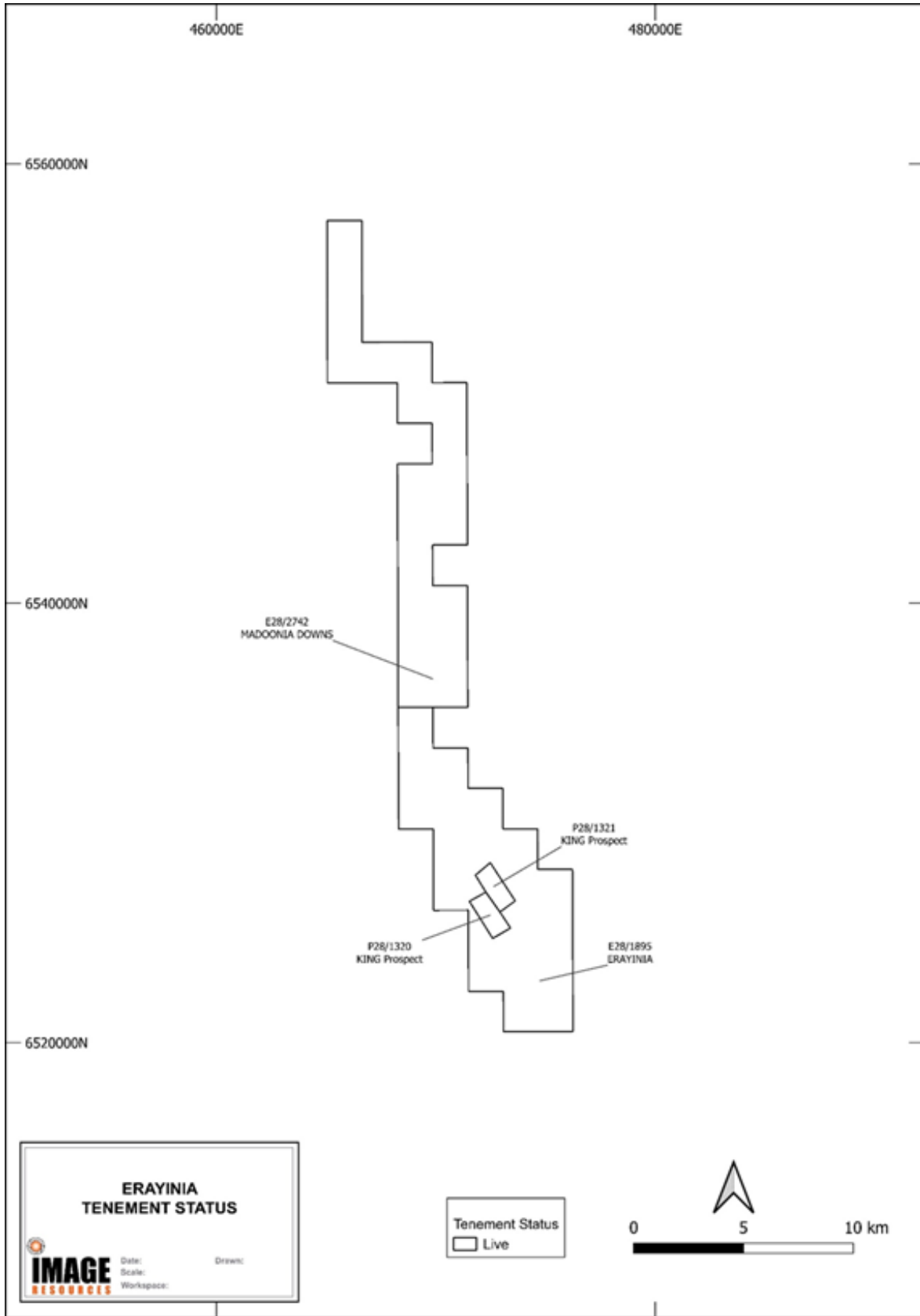


Figure 8: Erayinia Tenements as at 31 December 2024



Forward looking statements

Certain statements made during or in connection with this communication, including, without limitation, those concerning the economic outlook for the mining industry, expectations regarding prices, exploration or development costs and other operating results, growth prospects and the outlook of Image's operations contain or comprise certain forward-looking statements regarding Image's operations, economic performance and financial condition. Although Image believes that the expectations reflected in such forward-looking statements are reasonable, no assurance can be given that such expectations will prove to have been correct.

Accordingly, results could differ materially from those set out in the forward looking statements as a result of, among other factors, changes in economic and market conditions, success of business and operating initiatives, changes that could result from future acquisitions of new exploration properties, the risks and hazards inherent in the mining business (including industrial accidents, environmental hazards or geologically related conditions), changes in the regulatory environment and other government actions, risks inherent in the ownership, exploration and operation of or investment in mining properties, fluctuations in prices and exchange rates and business and operations risks management, as well as generally those additional factors set forth in our periodic filings with ASX. Image undertakes no obligation to update publicly or release any revisions to these forward-looking statements to reflect events or circumstances after today's date or to reflect the occurrence of unanticipated events.

Mineral Resources & Ore Reserves Statement

Table 2: Ore Reserves – Strand/Dune Deposits; in accordance with the JORC Code 2012 as at 31 December 2024

Project/Deposit	Ore Reserves Category	Tonnes (million)	In-situ HM Tonnes (millions)	Total HM grade (%)	HM Assemblage (% of total HM)					Slimes (%)	Oversize (%)
					Zircon	Rutile	Leuc.	Ilmenite	Monazite		
Bidaminna	Probable	123	2.20	1.8	5.0	4.1	12.6	72	0.3	4.0	4.0
Sub-Total		123	2.20	1.8	5.0	4.1	12.6	72	0.3	4.0	4.0
Atlas	Proved	4.5	0.48	10.6	12.0	8.0	4.9	54	1.1	15	4.6
	Probable	0.9	0.02	2.1	8.1	5.2	4.7	29	0.8	15	8.1
Sub-Total		5.5	0.50	9.2	11.9	7.9	4.9	53	1.1	15	5.2
Yandanooka	Probable	30.0	1.17	3.9	14.0	3.3	27.0	46	0.2	15	14
Sub-Total		30.0	1.17	3.9	14.0	3.3	27.0	46	0.2	15	14
Total Ore Reserves		159	3.87	2.5	8.6	4.3	16.0	62	0.4	6.5	5.9

1 Bidaminna Ore Reserves refer to the 27 June 2023 release "Pre-Feasibility Study Results – Bidaminna Mineral Sands Project"

2 Atlas Ore Reserves refer to the 21 December 2022 release "Revised Announcement Atlas Project Ore Reserve Update"

3 Yandanooka Ore Reserves refer to the 19 April 2024 release "Strong Feasibility Results – Yandanooka Project"

Table 3: Comparative Ore Reserves Summary

Project/Deposit	Tonnes (million)	In-situ HM Tonnes (millions)	Total HM grade (%)	HM Assemblage (% of total HM)					Slimes (%)	Oversize (%)	
				Zircon	Rutile	Leuc.	Ilmenite	Monazite			
As at 31 Dec 2023											
Bidaminna	123.0	2.20	1.8	5.0	4.1	12.6	72	0.3	4	4.0	
Atlas	5.5	0.50	9.2	12.0	7.9	4.9	53	1.1	15	5.2	
Total Ore Reserves	128.5	2.70	2.1	6.3	4.8	11.2	68.5	0.4	4.5	4.1	
As at 31 Dec 2024											
Yandanooka	30.0	1.2	3.9	14.0	3.3	27.0	46.0	0.2	15.0	14.0	
Bidaminna	123	2.20	1.8	5.0	4.1	12.6	72	0.3	4.0	4.0	
Atlas	5.5	0.50	9.2	11.9	7.9	4.9	53	1.1	15	5.2	
Total Ore Reserves	159	3.87	2.5	8.6	4.3	16.0	62	0.4	6.5	3.3	

Table 4: Mineral Resources – Dry and Dredge Mining, Strand/Dune Deposits; in accordance with JORC Code 2012 as at 31 December 2024

Deposit	Mineral Resources Category	Cut-off (total HM%)	Tonnes (million)	In-situ HM Tonnes (millions)	Total HM grade (%)	HM Assemblage (% of total HM)					Slimes (%)	Oversize (%)	
						Zircon	Rutile	Leuc.	Ilmenite	Monazite			
Atlas *	Measured	2.0	7.1	0.6	9.0	10.7	7.5	5.1	51	0.9	15	4.6	
	Indicated	2.0	5.0	0.2	3.5	7.0	4.7	5.1	42	1.0	16	4.6	
	Inferred	2.0	5.2	0.2	3.3	9.1	4.4	4.8	54	1.6	14	2.7	
	Meas Ind and Inf	2.0	17.3	1.0	5.7	9.8	6.5	5.1	49	1.1	15	4.0	
Boonanarring North West	Indicated	2.0	3.1	0.2	5.1	9.6	6.8	30	35		11	1.2	
	Inferred	2.0	1.2	0.1	5.0	8.3	7.4	36	27		10	0.8	
	Ind and Inf	2.0	4.3	0.2	5.1	9.2	6.9	32	33		11	1.1	
Boonanarring North Extension	Indicated	2.0	2.5	0.3	11.8	16.4	2.7	11.5	41		17	7.1	
	Inferred	2.0	0.2	0.0	4.7	16.0	2.5	10.7	39		17	8.4	
	Ind and Inf	2.0	2.7	0.3	11.2	16.4	2.7	11.5	41		17	7.2	
Gingin South	Measured	2.5	1.5	0.1	4.4	7.8	5.6	15.3	51		7	0.0	
	Indicated	2.5	5.8	0.4	6.5	8.1	5.1	9.8	68		7	11.0	
	Inferred	2.5	0.7	0.0	6.5	10.9	5.8	7.5	67		8	8.7	
	Meas Ind and Inf	2.5	8.1	0.5	6.1	8.3	5.2	10.3	65		7	8.7	
Regans Ford	Indicated	4.0	9.0	0.9	9.9	10.0	4.3	10.0	70		17	0.0	
	Inferred	4.0	0.9	0.1	6.5	10.1	4.4	7.7	68		19	0.0	
	Ind and Inf	4.0	9.9	1.0	9.6	10.0	4.3	9.8	70		17	0.0	
Red Gully	Indicated	2.5	3.4	0.3	7.8	12.4	3.1	8.3	66		12	1.1	
	Inferred	2.5	2.6	0.2	7.5	12.4	3.1	8.3	66		11	1.1	
	Ind and Inf	2.5	6.0	0.5	7.7	12.4	3.1	8.3	66		11	1.1	
Gingin North	Indicated	2.0	6.6	0.3	4.7	7.2	4.5	14.8	50		16	4.5	
	Inferred	2.0	2.0	0.1	4.7	5.5	5.4	23.2	41		13	5.3	
	Ind and Inf	2.0	8.7	0.4	4.7	6.8	4.7	16.8	48		15	4.7	
Helene	Indicated	2.0	12.1	0.6	4.9	7.4	5.1	14.4	47		18	1.4	
	Inferred	2.0	1.0	0.0	4.0	7.5	5.7	16.1	45		15	1.1	
	Ind and Inf	2.0	13.1	0.6	4.8	7.4	5.2	14.5	47		18	1.4	
Hyperion	Indicated	2.0	3.6	0.3	8.3	8.0	6.7	8.1	36		19	2.6	
	Inferred	2.0	0.0	0.0	5.9	7.3	5.0	4.9	31		17	4.3	
	Ind and Inf	2.0	3.6	0.3	8.3	8.0	6.7	8.1	36		19	2.6	
Drummond Crossing	Indicated	1.4	35.5	0.8	2.4	14.1	10.3	3.4	53		14	7.7	
	Inferred	1.4	3.3	0.1	2.3	11.2	9.0	2.7	56		12	7.2	
	Ind and Inf	1.4	38.8	0.9	2.4	13.9	10.2	3.4	54		14	7.7	
Durack	Indicated	1.4	20.7	0.6	2.9	13.7	2.9	3.7	71		14	14.7	
	Inferred	1.4	5.6	0.1	2.6	14.2	2.6	7.4	64		16	18.3	
	Ind and Inf	1.4	26.3	0.7	2.8	13.8	2.9	4.4	70		14	15.5	
Ellengail	Indicated	2.0	6.5	0.3	5.3	10.0	8.0	10.4	66		15	3.2	
	Inferred	2.0	5.3	0.2	4.1	9.9	8.2	8.4	62		15	2.5	
	Ind and Inf	2.0	11.8	0.6	4.8	9.9	8.1	9.6	64		15	2.9	
Robbs Cross	Indicated	1.4	14.0	0.3	1.9	14.7	12.7	5.0	47		6	6.2	
	Inferred	1.4	3.8	0.1	2.0	14.5	10.9	4.1	50		6	8.1	
	Ind and Inf	1.4	17.8	0.3	1.9	14.7	12.3	4.8	48		6	6.6	
Thomson	Inferred	1.4	25.7	0.5	2.0	18.8	13.8	5.4	42		18	6.9	
	Inf	1.4	25.7	0.5	2.0	18.8	13.8	5.4	42		18	6.9	
Yandanooka *	Indicated	1.4	50.0	1.7	3.3	14.0	3.3	27.0	46		15	14.0	
	Inferred	1.4	7.0	0.1	1.8	15.0	4.0	44.0	33		11	9.0	
	Ind and Inf	1.4	57.0	1.8	3.1	14.0	3.4	28.0	45		14	14.0	
Corridor	Inferred	2.0	18.1	0.6	3.1	6.7	5.5	0.4	47		14	4.8	
	Inf	2.0	18.1	0.6	3.1	6.7	5.5	0.4	47		14	4.8	
West Mine North	Indicated	2.0	10.2	0.7	7.3	5.8	6.5	1.8	48		11	2.3	
	Inferred	2.0	1.8	0.0	2.7	9.4	8.6	2.1	50		17	3.0	
	Ind and Inf	2.0	12.0	0.8	6.6	6.0	6.6	1.8	48		12	2.4	
McCalls	Indicated	1.1	1,630	23	1.4	5.2	3.3	2.8	77		21	1.1	
	Inferred	1.1	1,980	24	1.2	5.0	3.8	3.2	81		26	1.1	
	Ind and Inf	1.1	3,610	48	1.3	5.1	3.6	3.0	79		24	1.1	
Mindarra Springs	Inferred	1.1	2,200	36	1.6	4.2	0.9	3.1	80		20	5.1	
	Inf	1.1	2,200	36	1.6	4.2	0.9	3.1	80		20	5.1	
Total Dry Mining	Total Measured Dry		9	1	8.1	10.4	7.3	6.1	51		12	3.8	
	Total Indicated Dry		1,818	31	1.7	6.7	3.8	5.2	71		20	1.8	
	Total Inferred Dry		4,265	63	1.4	4.8	2.3	3.3	79		23	3.3	
	Sub Total Dry		6,091	95	1.5	5.5	2.8	4.0	76		22	2.8	
Dredge Mining	Bidamina *	Measured	0.5	86.0	2.4	2.8	4.9	4.0	12.0	72	0.3	4	3.2
		Indicated	0.5	13.0	0.3	2.1	4.9	4.2	13.0	71	0.3	5	2.3
		Inferred	0.5	10.0	0.1	0.7	4.6	5.6	17.0	66	0.2	3	1.8
		Meas Ind and Inf	0.5	109.0	2.7	2.5	4.9	4.0	12.2	72	0.3	4	3.0
	Titan	Indicated	1.0	21.2	0.4	1.8	9.5	3.1	1.5	72		22	-
		Inferred	1.0	115.4	2.2	1.9	9.5	3.1	1.5	72		19	-
		Ind and Inf	1.0	136.6	2.6	1.9	9.5	3.1	1.5	72		19	-
	Telesto	Indicated	1.0	3.5	0.1	3.8	9.5	5.6	0.7	67		17	-
		Ind	1.0	3.5	0.1	3.8	9.5	5.6	0.7	67		17	-
	Calypso	Inferred	1.0	51.5	0.9	1.7	10.8	5.1	1.6	68		14	-
		Inf	1.0	51.5	0.9	1.7	10.8	5.1	1.6	68		14	-

Total Dredge Mining	Total Measured Dredge	86	2.4	2.8	4.9	4.0	12.0	72	4	
	Total Indicated Dredge	38	0.8	2.1	7.9	3.9	5.4	71	16	
	Total Inferred Dredge	177	3.1	1.8	9.7	3.7	1.9	71	17	
	Sub Total Dredge	301	6.3	2.1	7.7	3.8	6.1	71	13	
Total Combined Mineral Resources	Total Measured	95	3	8.1	10.4	7.3	6.1	51	12	3.8
	Total Indicated	1,856	32	1.7	6.7	3.8	5.2	71	20	1.8
	Total Inferred	4,441	66	1.5	5.0	2.3	3.3	79	22	3.1
	Grand Total	6,392	101	1.6	5.7	3.0	4.0	76	22	2.8

*Includes Reserve under JORC 2012 reported separately.

Previously reported information

This report includes information that relates to Mineral Resources, Ore Reserves, production targets and forecast financial information derived from production targets which were prepared and first disclosed under JORC Code 2012. The information was extracted from the Company's previous ASX announcements as follows:

- Yandanooka Mineral Resource: 19 April 2024 "Strong Feasibility Result Yandanooka Project"
- Yandanooka Ore Reserve: 19 April 2024 "Strong Feasibility Result Yandanooka Project"
- Boonanarring Mineral Resources and Ore Reserves: 29 March 2023 "Boonanarring Annual Ore Reserve Update"
- Bidamina Ore Reserve: 27 June 2023 "Pre-Feasibility Study Results – Bidamina Mineral Sands Project"
- Atlas Ore Reserves: 21 December 2022 "Revised Announcement – Atlas Project Ore Reserve Update"
- Atlas Mineral Resources: 15 December 2022 "Mineral Resources Update – Atlas Deposit"
- Bidamina Mineral Resource: 28 February 2023 – "Mineral Resources Update - Bidamina Project"
- Gingin North Mineral Resource: 31 March 2021 – "Project MORE Update Boonanarring Atlas Projects"
- Boonanarring North Extension Mineral Resource: 31 March 2021 – "Project MORE Update Boonanarring Atlas Projects"
- Boonanarring North West Mineral Resource: 31 March 2021 – "Project MORE Update Boonanarring Atlas Projects"
- Helene Mineral Resources: 31 March 2021 – "Project MORE Update Boonanarring Atlas Projects"
- Hyperion Mineral Resources: 31 March 2021 – "Project MORE Update Boonanarring Atlas Projects"
- Titan Mineral Resources: 31 October 2019
- Telesto South Mineral Resources: 31 October 2019
- Calypso Mineral Resources: 31 October 2019.
- Drummond Crossing, Durack, Ellengail, Robbs Cross, Thomson, Corridor: 11 March 2022 "Mineral Resource Update – Eneabba Tenements"
- McCalls and Mindarra Springs: 20 May 2022 "Mineral Resource Update McCalls Mineral Sands Project"
- West Mine North: 29 July 2022 "Mineral Resource Update – West Mine North"
- Gingin South: 14 December 2023 "Mineral Resource Updates Gingin South, Red Gully, and Regans Ford"
- Red Gully: 14 December 2023 "Mineral Resource Updates Gingin South, Red Gully, and Regans Ford"
- Regans Ford: 14 December 2023 "Mineral Resource Updates Gingin South, Red Gully, and Regans Ford"

All of the above announcements are available on the Company's website at www.imageres.com.au. The Company confirms it is not aware of any new information or data that materially affects the information included in the original market announcements and that all material assumptions and technical parameters underpinning the estimates in the relevant market announcements continue to apply and have not materially changed. The Company confirms that the form and context in which any Competent Person's findings are presented have not been materially modified from the original market announcement.

Appendix 5B

Mining exploration entity or oil and gas exploration entity quarterly cash flow report

Name of entity

IMAGE RESOURCES NL

ABN

57 063 977 579

Quarter ended ("current quarter")

31/12/2024

Consolidated statement of cash flows		Current quarter \$A'000	Year to date (12 months) \$A'000
1.	Cash flows from operating activities		
1.1	Receipts from customers	-	-
1.2	Payments for		
	(a) exploration & evaluation	(392)	(1,372)
	(b) development	(2)	(215)
	(c) production	-	(1,704)
	(d) staff costs	(792)	(3,053)
	(e) administration and corporate costs	(882)	(3,141)
	(f) care and maintenance – closed site	(1,029)	(4,532)
1.4	Interest received	316	1,590
1.5	Interest and other costs of finance paid	-	(332)
1.6	Income tax refunds	-	4,775
1.7	Government grants and tax incentives		
1.8	Other (provide details if material)	20	96
1.9	Net cash from / (used in) operating activities	(2,761)	(7,888)
2.	Cash flows from investing activities		
2.1	Payments to acquire or for:		
	(a) entities		
	(b) tenements	-	-
	(c) property, plant and equipment	(14,862)	(22,697)
	(d) exploration & evaluation	(310)	(3,829)
	(e) investments		
	(f) other non-current assets	-	(206)

Consolidated statement of cash flows		Current quarter \$A'000	Year to date (12 months) \$A'000
2.2	Proceeds from the disposal of:		
	(a) entities	-	-
	(b) tenements	-	-
	(c) property, plant and equipment	-	-
	(d) investments	-	-
	(e) financial derivatives	-	-
2.4	Dividends received (see note 3)	-	-
2.5	Other – Purchase of hedges	-	-
2.6	Net cash from / (used in) investing activities	(15,172)	(26,732)

3.	Cash flows from financing activities		
3.1	Proceeds from issues of equity securities (excluding convertible debt securities)	-	-
3.2	Proceeds from issue of convertible debt securities	-	-
3.3	Proceeds from exercise of options	-	-
3.4	Transaction costs related to issues of equity securities or convertible debt securities	-	-
3.5	Proceeds from borrowings	8,016	8,016
3.6	Repayment of borrowings	-	(284)
3.8	Dividends paid	-	-
3.9	Other – Employee share plan loan repayment	-	-
3.10	Net cash from / (used in) financing activities	8,016	7,732

4.	Net increase / (decrease) in cash and cash equivalents for the period		
4.1	Cash and cash equivalents at beginning of period	29,713	46,197
4.2	Net cash from operating activities (item 1.9 above)	(2,761)	(7,888)
4.3	Net cash from / (used in) investing activities (item 2.6 above)	(15,172)	(26,732)
4.4	Net cash from / (used in) financing activities (item 3.10 above)	8,016	7,732

Consolidated statement of cash flows		Current quarter \$A'000	Year to date (12 months) \$A'000
4.5	Effect of movement in exchange rates on cash held	150	637
4.6	Cash and cash equivalents at end of period	19,946	19,946

5.	Reconciliation of cash and cash equivalents at the end of the quarter (as shown in the consolidated statement of cash flows) to the related items in the accounts	Current quarter \$A'000	Previous quarter \$A'000
5.1	Bank balances	12,378	5,201
5.2	Call deposits	7,568	24,512
5.3	Bank overdrafts	-	-
5.4	Other (provide details)	-	-
5.5	Cash and cash equivalents at end of quarter (should equal item 4.6 above)	19,946	29,713

6.	Payments to related parties of the entity and their associates	Current quarter \$A'000
6.1	Aggregate amount of payments to related parties and their associates included in item 1 – Directors Fees	255
6.2	Aggregate amount of payments to related parties and their associates included in item 2	-

Note: if any amounts are shown in items 6.1 or 6.2, your quarterly activity report must include a description of, and an explanation for, such payments.

7.	Financing facilities <i>Note: the term "facility" includes all forms of financing arrangements available to the entity. Add notes as necessary for an understanding of the sources of finance available to the entity.</i>	Total facility amount at quarter end \$A'000	Amount drawn at quarter end \$A'000
7.1	Loan facilities	32,184	8,046
7.2	Credit standby arrangements	346	346
7.3	Other – Insurance Premium Funding	612	612
7.4	Total financing facilities	33,142	9,004
7.5	Unused financing facilities available at quarter end		-
7.6	Include in the box below a description of each facility above, including the lender, interest rate, maturity date and whether it is secured or unsecured. If any additional financing facilities have been entered into or are proposed to be entered into after quarter end, include a note providing details of those facilities as well.		
	<p>7.1 Unsecured US\$20M Offtake HMC Prepayment Facility of which US\$5M was drawn down before 31/12/2024. The balance of US\$15M was drawn down during January 2025. Repayment of the facility will be made by the delivery of approximately 25% of each bulk shipment of HMC at no cost, while 75% of each shipment will be sold at market prices. The parties to the facility are Shantou Natfort Zirconium and Titanium Co., Ltd and Billion Sunny Investment Limited. The term of the facility is 12 months, the interest rate is 10% and compounds monthly.</p> <p>7.2 Bank guarantees provided to Lessors for office leases held. These bank guarantees are supported by matching term deposits held by the bank.</p> <p>7.3 Insurance premiums of \$0.88M were financed. Of this \$0.27M has been repaid. The balance will be repaid over the next 8 months.</p>		

8.	Estimated cash available for future operating activities	\$A'000
8.1	Net cash from operating activities (item 1.9)	(2,761)
8.2	(Payments for exploration & evaluation classified as investing activities) (item 2.1(d))	(310)
8.3	Total relevant outgoings (item 8.1 + item 8.2)	(3,071)
8.4	Cash and cash equivalents at quarter end (item 4.6)	19,946
8.5	Unused finance facilities available at quarter end (item 7.5)	-
8.6	Total available funding (item 8.4 + item 8.5)	19,946
8.7	Estimated quarters of funding available (item 8.6 divided by item 8.3)	6.5
	<i>Note: if the entity has reported positive relevant outgoings (ie a net cash inflow) in item 8.3, answer item 8.7 as "N/A". Otherwise, a figure for the estimated quarters of funding available must be included in item 8.7.</i>	
8.8	If item 8.7 is less than 2 quarters, please provide answers to the following questions:	
8.8.1	Does the entity expect that it will continue to have the current level of net operating cash flows for the time being and, if not, why not?	
	Answer: N/A	

8.8.2 Has the entity taken any steps, or does it propose to take any steps, to raise further cash to fund its operations and, if so, what are those steps and how likely does it believe that they will be successful?

Answer: N/A.

8.8.3 Does the entity expect to be able to continue its operations and to meet its business objectives and, if so, on what basis?

Answer: N/A.

Note: where item 8.7 is less than 2 quarters, all of questions 8.8.1, 8.8.2 and 8.8.3 above must be answered.

Compliance statement

- 1 This statement has been prepared in accordance with accounting standards and policies which comply with Listing Rule 19.11A.
- 2 This statement gives a true and fair view of the matters disclosed.

Date: 30 January 2025

Authorised by: The Board

(Name of body or officer authorising release – see note 4)

Notes

1. This quarterly cash flow report and the accompanying activity report provide a basis for informing the market about the entity's activities for the past quarter, how they have been financed and the effect this has had on its cash position. An entity that wishes to disclose additional information over and above the minimum required under the Listing Rules is encouraged to do so.
2. If this quarterly cash flow report has been prepared in accordance with Australian Accounting Standards, the definitions in, and provisions of, *AASB 6: Exploration for and Evaluation of Mineral Resources* and *AASB 107: Statement of Cash Flows* apply to this report. If this quarterly cash flow report has been prepared in accordance with other accounting standards agreed by ASX pursuant to Listing Rule 19.11A, the corresponding equivalent standards apply to this report.
3. Dividends received may be classified either as cash flows from operating activities or cash flows from investing activities, depending on the accounting policy of the entity.
4. If this report has been authorised for release to the market by your board of directors, you can insert here: "By the board". If it has been authorised for release to the market by a committee of your board of directors, you can insert here: "By the [*name of board committee – eg Audit and Risk Committee*]". If it has been authorised for release to the market by a disclosure committee, you can insert here: "By the Disclosure Committee".
5. If this report has been authorised for release to the market by your board of directors and you wish to hold yourself out as complying with recommendation 4.2 of the ASX Corporate Governance Council's *Corporate Governance Principles and Recommendations*, the board should have received a declaration from its CEO and CFO that, in their opinion, the financial records of the entity have been properly maintained, that this report complies with the appropriate accounting standards and gives a true and fair view of the cash flows of the entity, and that their opinion has been formed on the basis of a sound system of risk management and internal control which is operating effectively.
6. By the Company lodging this Appendix 5B, the Managing Director and CFO declare that the Appendix 5B for the relevant quarter:
 - presents a true and fair view, in all material respects, of the cashflows of the Company for the relevant quarter and is in accordance with relevant accounting standards;
 - the statement given above is founded on a sound system of risk management and internal compliance and control which implements the policies adopted by the Board; and
 - the Company's financial records have been properly maintained and the Company's risk management and internal compliance and control system is operating efficiently and effectively in all material respects.