

Lithium Power International Ltd (ASX:LPI)

August 2017

WHO IS IIR?

Independent Investment Research, "IIR", is an independent investment research house based in Australia and the United States. IIR specialises in the analysis of high quality commissioned research for Brokers, Family Offices and Fund Managers. IIR distributes its research in Asia, United States and the Americas. IIR does not participate in any corporate or capital raising activity and therefore it does not have any inherent bias that may result from research that is linked to any corporate/ capital raising activity.

IIR was established in 2004 under Aegis Equities Research Group of companies to provide investment research to a select group of retail and wholesale clients. Since March 2010, IIR (the Aegis Equities business was sold to Morningstar) has operated independently from Aegis by former Aegis senior executives/shareholders to provide clients with unparalleled research that covers listed and unlisted managed investments, listed companies, structured products, and IPOs.

IIR takes great pride in the quality and independence of our analysis, underpinned by high caliber staff and a transparent, proven and rigorous research methodology.

INDEPENDENCE OF RESEARCH ANALYSTS

Research analysts are not directly supervised by personnel from other areas of the Firm whose interests or functions may conflict with those of the research analysts. The evaluation and appraisal of research analysts for purposes of career advancement, remuneration and promotion is structured so that non-research personnel do not exert inappropriate influence over analysts.

Supervision and reporting lines: Analysts who publish research reports are supervised by, and report to, Research Management. Research analysts do not report to, and are not supervised by, any sales personnel nor do they have dealings with Sales personnel

Evaluation and remuneration: The remuneration of research analysts is determined on the basis of a number of factors, including quality, accuracy and value of research, productivity, experience, individual reputation, and evaluations by investor clients.

INDEPENDENCE – ACTIVITIES OF ANALYSTS

IIR restricts research analysts from performing roles that could prejudice, or appear to prejudice, the independence of their research.

Pitches: Research analysts are not permitted to participate in sales pitches for corporate mandates on behalf of a Broker and are not permitted to prepare or review materials for those pitches. Pitch materials by investor clients may not contain the promise of research coverage by IIR.

No promotion of issuers' transactions: Research analysts may not be involved in promotional or marketing activities of an issuer of a relevant investment that would reasonably be construed as representing the issuer. For this reason, analysts are not permitted to attend "road show" presentations by issuers that are corporate clients of the Firm relating to offerings of securities or any other investment banking transaction from that our clients may undertake from time to time. Analysts may, however, observe road shows remotely, without asking questions, by video link or telephone in order to help ensure that they have access to the same information as their investor clients.

Widely-attended conferences: Analysts are permitted to attend and speak at widely-attended conferences at which our firm has been invited to present our views. These widely-attended conferences may include investor presentations by corporate clients of the Firm.

Other permitted activities: Analysts may be consulted by Firm sales personnel on matters such as market and industry trends, conditions and developments and the structuring, pricing and expected market reception of securities offerings or other market operations. Analysts may also carry out preliminary due diligence and vetting of issuers that may be prospective research clients of ours.

INDUCEMENTS AND INAPPROPRIATE INFLUENCES

IIR prohibits research analysts from soliciting or receiving any inducement in respect of their publication of research and restricts certain communications between research analysts and personnel from other business areas within the Firm including management, which might be perceived to result in inappropriate influence on analysts' views.

Remuneration and other benefits: IIR procedures prohibit analysts from accepting any remuneration or other benefit from an issuer or any other party in respect of the publication of research and from offering or accepting any inducement (including the selective disclosure by an issuer of material information not generally available) for the publication of favourable research. These restrictions do not preclude the acceptance of reasonable hospitality in accordance with the Firm's general policies on entertainment, gifts and corporate hospitality.

DISCLAIMER

This publication has been prepared by Independent Investment Research (Aust) Pty Limited trading as Independent Investment Research ("IIR") (ABN 11 152 172 079), an corporate authorised representative of Australian Financial Services Licensee (AFSL no. 410381). IIR has been commissioned to prepare this independent research report (the "Report") and will receive fees for its preparation. Each company specified in the Report (the "Participants") has provided IIR with information about its current activities. While the information contained in this publication has been prepared with all reasonable care from sources that IIR believes are reliable, no responsibility or liability is accepted by IIR for any errors, omissions or misstatements however caused. In the event that updated or additional information is issued by the "Participants", subsequent to this publication, IIR is under no obligation to provide further research unless commissioned to do so. Any opinions, forecasts or recommendations reflects the judgment and assumptions of IIR as at the date of publication and may change without notice. IIR and each Participant in the Report, their officers, agents and employees exclude all liability whatsoever, in negligence or otherwise, for any loss or damage relating to this document to the full extent permitted by law. This publication is not and should not be construed as, an offer to sell or the solicitation of an offer to purchase or subscribe for any investment. Any opinion contained in the Report is unsolicited general information only. Neither IIR nor the Participants are aware that any recipient intends to rely on this Report or of the manner in which a recipient intends to use it. In preparing our information, it is not possible to take into consideration the investment objectives, financial situation or particular needs of any individual recipient. Investors should obtain individual financial advice from their investment advisor to determine whether opinions or recommendations (if any) contained in this publication are appropriate to their investment objectives, financial situation or particular needs before acting on such opinions or recommendations. This report is intended for the residents of Australia. It is not intended for any person(s) who is resident of any other country. This document does not constitute an offer of services in jurisdictions where IIR or its affiliates do not have the necessary licenses. IIR and/or the Participant, their officers, employees or its related bodies corporate may, from time to time hold positions in any securities included in this Report and may buy or sell such securities or engage in other transactions involving such securities. IIR and the Participant, their directors and associates declare that from time to time they may hold interests in and/or earn brokerage, fees or other benefits from the securities mentioned in this publication.

IIR, its officers, employees and its related bodies corporate have not and will not receive, whether directly or indirectly, any commission, fee, benefit or advantage, whether pecuniary or otherwise in connection with making any statements and/or recommendation (if any), contained in this Report. IIR discloses that from time to time it or its officers, employees and related bodies corporate may have an interest in the securities, directly or indirectly, which are the subject of these statements and/or recommendations (if any) and may buy or sell securities in the companies mentioned in this publication; may affect transactions which may not be consistent with the statements and/or recommendations (if any) in this publication; may have directorships in the companies mentioned in this publication; and/or may perform paid services for the companies that are the subject of such statements and/or recommendations (if any).

However, under no circumstances has IIR been influenced, either directly or indirectly, in making any statements and/or recommendations (if any) contained in this Report. The information contained in this publication must be read in conjunction with the Legal Notice that can be located at <http://www.independentresearch.com.au/Public/Disclaimer.aspx>.

THIS IS A COMMISSIONED RESEARCH REPORT.

The research process includes the following protocols to ensure independence is maintained at all times:

- 1) The research process has complete editorial independence from the company and this included in the contract with the company;
- 2) Our analyst has independence from the firm's management, as in, management/ sales team cannot influence the research in any way;
- 3) Our research does not provide a recommendation, in that, we do not provide a "Buy, Sell or Hold" on any stocks. This is left to the Adviser who knows their client and the individual portfolio of the client.
- 4) Our research process for valuation is usually more conservative than what is adopted in Broking firms in general sense. Our firm has a conservative bias on assumptions provided by management as compared to Broking firms.
- 5) All research mandates are settled upfront so as to remove any influence on ultimate report conclusion;
- 6) All staff are not allowed to trade in any stock or accept stock options before, during and after (for a period of 6 weeks) the research process.

For more information regarding our services please refer to our website www.independentresearch.com.au.

Contents

Major De-risking & Progress Towards Feasibility	1
Activities Update	2
Overview	2
Maricunga JV - Chile	2
Corporate	6
Valuation	6
Peer Group.....	8
Lithium Markets	9
Risks	9
Appendix 1: Project Timeline	11

Note: This report is based on information provided by the company as at August 2017

Investment Profile	
Share Price as at 7 August 2017	A\$0.29
Mid-point Valuation	A\$1.88
Ordinary Shares	145.5m
Escrow Shares	50.5m
Listed Options	71.1m
Unlisted Options	33.5m
Fully Diluted	301.5m
Market Capitalisation	A\$56.8m
12 month L/H	A\$0.238/\$0.465
Cash as at 30 June 2017 - LPI	A\$4.27m
Cash as at 30 June 2017 - JV	US\$6.0m

Board and Management	
Mr David Hannon: Non-Executive Chairman	
Mr Martin Holland: Managing Director/CEO	
Mr Reccared (Ricky) Fertig: Non-Executive Director/Chairman, Minera Salar Blanco S.A.	
Mr Andrew Phillips: Non-Executive Director/Company Secretary/CFO	
Mr Russell Barwick: Non-Executive Director	
Dr. Luis Ignacio Silva P: Non-Executive Director/Latin America Regional Manager	
Mr Murray Brooker: Group Technical and Exploration Advisor	
Mr Stuart Peterson: Exploration Manager	

Major Shareholders	
Martin Holland Direct and Indirect	10.72%
David Hannon Direct and Indirect	10.57%
Ricky Fertig Direct and Indirect	9.00%
Minera Salar	8.17%
Directors and Management	31.01%
Top 20	58.79%



Senior Analyst – Mark Gordon

The investment opinion in this report is current as at the date of publication. Investors and advisers should be aware that over time the circumstances of the issuer and/or product may change which may affect our investment opinion.

MAJOR DE-RISKING & PROGRESS TOWARDS FEASIBILITY

Maricunga quality demonstrated: Since our March 2017 initiation note, ongoing work by Lithium Power International ("LPI" or "the Company") to advance the Pre-feasibility Study ("PFS") at the 32.5% owned (increasing to 50%) Maricunga Joint Venture ("Maricunga" or "the Project") in the "Lithium Triangle" of the South American altiplano, has significantly de-risked the Project including returning resources and brine flow rates comparable to, and in most case superior to those of present operations and listed peers' development projects; this confirms the potential for Maricunga to be developed into a world-class lithium brine operation.

Major resource upgrade: The most significant step has been a major resource upgrade for Maricunga with this increasing 3.7 fold from 574,000t contained lithium carbonate equivalent ("LCE") to 2,150,000t contained LCE, with 80% of the new Mineral Resource Estimate ("MRE") being in the Measured and Indicated categories which can be converted to Reserves; this also contains 5.7Mt of KCl, a potential valuable by-product of any future operation.

Exploration Target: The MRE is estimated down to a depth of 200m; drilling to date has intersected brine bearing units to a depth of 360m, with the interval from 200m to 400m over the salar (200m to 300m over the salar margin, being 16% of the property) being included in an Exploration Target with a range of 1.03Mt to 2.50Mt contained LCE and 2.94Mt to 6.60Mt KCl, with mid-points of 1.765Mt LCE and 4.77Mt KCl - this has the potential, with further work, to double the current MRE.

High grade: Both the MRE and Exploration Targets contain high grade lithium and potassium, being the highest grade of any pre-production resource globally; the Li grade of the total resource is 1,163mg/l, with the K grade being 8,512mg/l, with the Exploration Target ranges being 600mg/l to 1,000mg/l Li and 5,500mg/l to 7,500mg/l K. The only higher published grades are those of current producers in Salar Atacama.

Positive pumping tests: As part of the PFS additional pump testing was carried out over the upper, shallow halite aquifer – this returned a steady 45l/s flow rate over the seven day pumping period, with lithium grades remaining steady at 1,140mg/l and potassium at 8,322mg/l – there was also only a minor drop in water level in the upper halite aquifer – these flow rates are comparable to those of major lithium brine producers.

Potentially low cost, high value project: The above factors point towards the potential for Maricunga to be a low cost, high return project.

Major ownership milestone: In June 2017, the Company reached a major ownership milestone, reaching 32.5% (with no possibility of clawbacks) – this resulted from an advance payment of US\$5.5 million to accelerate activities, taking total payments into the Maricunga JV to date to US\$17.7 million, with US\$9.5 million remaining to secure the 50% ownership under the terms of the agreement; in addition the Company has the first right of refusal to purchase the remaining 32.3% that will continue to be held by the Chilean partner once LPI's 50% ownership is reached.

Pre-feasibility advancing: Additional work associated with the ongoing PFS is advancing, with this including engineering, environmental, power and water amongst others; the PFS is due for completion by the end of 2017.

Pilot plant processing: This work is now underway, being overseen by Veolia and GEA, with the aim to produce lithium carbonate and a design for the flow sheet over coming months - lithium carbonate produced by this work will be used as samples for prospective offtakers.

Chilean Presidential election: The election is being held in November, with the favourite being the right of centre former President Sebastián Piñera; the feeling in Chile is that he will be positive for business should he be elected, and that investor confidence will increase.

Forecast strong lithium demand: Forecasts subsequent to our initiation report have indicated increased demand for LCE to 500,000t to 1,000,000t, and potentially up to 1,600,000tpa by 2026, a multiple of the 2015 demand of ~200,000t, with this largely driven by batteries for the electric automobile sector - this should ensure there will be room for new producers in the market, with prices remaining strong and our view is that long term prices of US\$10,000t LCE should be sustainable.

Board reinforcement: Mr Russell Barwick, a mining engineer, former CEO of Newcrest Mining and former COO of Goldcorp, was appointed to the Board of LPI in April, bringing considerable experience to an already strong and experienced Board.

Steady news flow: Ongoing activities, including the expected completion of the PFS at Maricunga by the end of 2017 will provide steady news flow for LPI.

Valuation: We have revised our valuation upward, based on the ultimate 50% ownership of Maricunga, to a range of A\$1.33 to \$2.44/share, with a mid-point of A\$1.88/share - our preferred valuation and price target is at the lower end of this range given the comparison with transaction valuations. In our view the key value drivers will be successful pilot plant lithium carbonate production and the completion of a robust PFS.

ACTIVITIES UPDATE

OVERVIEW

- ◆ Since our March 2017 initiation report LPI has made considerable progress on the Maricunga JV (Figure 1), in which the Company now owns 32.5% following accelerating payments required under the JV agreement; activities are concentrated on delivering a PFS by the end of 2017.
- ◆ This work has included a 3.7-fold MRE upgrade and successful brine pumping tests following completion of drilling in the March quarter, 2017, with this work demonstrating the world-class quality of the Project.
- ◆ Worley Parsons has been engaged to undertake the engineering work for the PFS and DFS, and Veolia and GEA are overseeing ongoing successful process testwork, including pilot scale lithium carbonate production.
- ◆ On the corporate front LPI raised \$12 million in a domestic and international institutional share placement – this allowed for a milestone payment into the JV of US\$5.5 million to be brought forward to fast track development of Maricunga.
- ◆ Mr Russell Barwick, former CEO of ASX-listed Newcrest Mining (ASX: NCM) and former COO of TSX-listed Goldcorp (TSX: G) was appointed to the Board in April 2017, adding considerable expertise to an already experienced Board.

Figure 1: Maricunga JV location



Source: LPI

MARICUNGA JV - CHILE

Resource Upgrade

- ◆ A key development at Maricunga has been the upgrade of the MRE and Exploration Target (Tables 1 and 2), with the MRE containing 2.15Mt LCE and 5.70Mt KCl, potentially sufficient to support a long term operation (dependent upon Resource to Reserve conversion).
- ◆ The MRE upgrade covers an area 78% larger than the previous MRE, now incorporating the majority of the JV's tenement holdings, and to a depth of 200m, 50m deeper than the previous MRE – this is shown graphically in Figure 2; in addition, 80% of the Resource is now in the higher confidence Measured and Indicated categories.
- ◆ The grade of the MRE, at 1,163mg/l Li, is the highest of any undeveloped lithium brine project globally, and second only to that for current producers at Salar Atacama.

- ◆ Due to a 360m drillhole still being in brine at the bottom of hole, the Exploration Target covers the same area as the MRE, and from a depth of 200 to 400m over 85% of the Project that is located over the salar, and from 200m to 300m over the 15% that covers the salar margins – the potential salar depth of 400m is supported by geophysical surveys.
- ◆ The areas covered by the current and historical MREs and Exploration Target are shown graphically in Figure 2.
- ◆ Work carried out in conjunction with the MRE upgrade included porosity and permeability tests amongst others, including total and drainable porosity.
- ◆ Results of the drainable porosity tests are included in Table 3.

Table 1: Maricunga Mineral Resource Estimate

Table 1: Maricunga Mineral Resource Estimate										
	Measured		Indicated		Inferred		Measured+ Indicated		Total Resource	
Area km ²	18.88		6.76		14.38		25.64		25.64	
Aquifer volume km ³	3.06		1.35		0.72		4.41		5.13	
Brine volume km ³	0.15		0.14		0.06		0.3		0.36	
Mean drainable porosity %	5.02		10.65		8.99		6.75		7.06	
Element	Li	K	Li	K	Li	K	Li	K	Li	K
Mean grade g/m ³ of aquifer	56	409	114	801	114	869	74	529	79	577
Mean concentration mg/l	1,174	8,646	1,071	7,491	1,289	9,859	1,143	8,292	1,163	8,512
Resource tonnes kt	170	1,250	155	1,100	80	630	325	1,350	405	1,980
LCE tonnes	900,000		820,000		430,000		1,720,000		2,150,000	
Potassium Chloride tonnes	2,400,000		2,100,000		1,200,000		4,500,000		5,700,000	

Source: LPI

Table 2: Maricunga Exploration Target

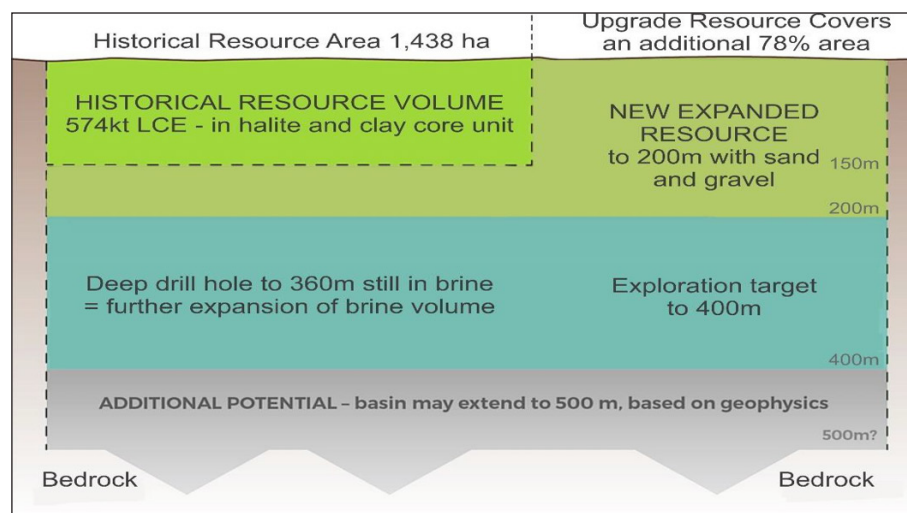
Table 2: Maricunga Exploration Target							
Subarea	Brine volume million m ³	Lithium Conc. mg/L	Lithium tonnes	LCE tonnes	Potassium Conc. mg/L	Potassium tonnes	KCl tonnes
Upper Range Scenario							
Western	42.3	1,000	40,000	200,000	6,500	270,000	500,000
Central	428	1,000	430,000	2,300,000	7,500	3,200,000	6,100,000
Total			470,000	2,500,000		3,470,000	6,600,000
Lower Range Scenario							
Western	25.4	600	15,000	80,000	5,000	130,000	240,000
Central	257	700	180,000	950,000	5,500	1,400,000	2,700,000
Total			195,000	1,030,000		1,530,000	2,940,000

Source: LPI

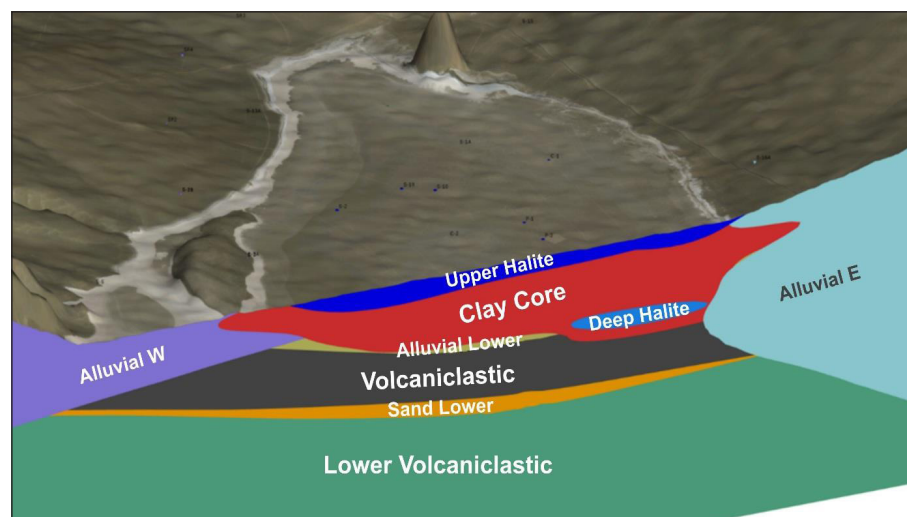
Table 3: Maricunga drainable porosity

Modelled Unit	Drainable Porosity
Upper Halite	6.5%
Clay Core	2.2%
Deep Halite	5.3%
Alluvial NW	14.8%
Lower Alluvial	6.3%
Lower Sand	6.0%
Upper Volcaniclastic	10.3%
Lower Volcaniclastic	10.3%

Source: LPI

Figure 2: MRE and Exploration Target schematic

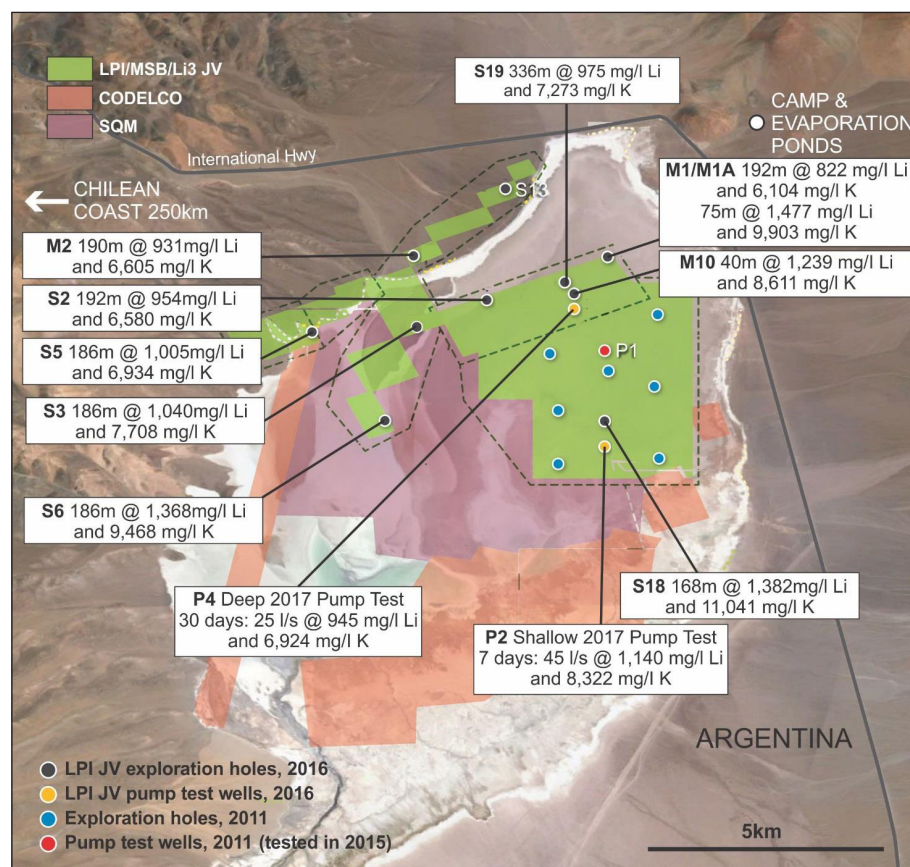
Source: LPI

Figure 3: Maricunga interpreted salar geology

Source: LPI

Well Pumping Tests

- ◆ The JV recently completed a pumping test of the upper halite horizon (Figure 3), testing the upper 16m in well P2 (Figure 4) – this returned a constant flow rate of 45l/s over the seven day test period, a similar rate to that achieved in commercial brine operations.
- ◆ Importantly, this delivered consistent grades averaging 1,140mg/l Li and 8,322mg/l K, and was also associated with only a minimal fall in the water table in the nearby monitoring wells highlighting the potential sustainability of the flows.
- ◆ The 150m deep well, which was installed in 2011, was also used, in 2015, to test the lower aquifer and upper halite, with a combined continuous flow rate of 37l/s over the 28-day test.
- ◆ The most recent test was carried out to elucidate the performance of the upper halite only (the previous test did not separate the two aquifers tested) – this is important in considering the ability of the upper halite to support the early stages of any operation, with the results of this latest test confirming this potential.
- ◆ This also follows on from earlier work in 2017 testing the deeper gravel and volcaniclastic sediments in well P4 which delivered 25l/s @ 945mg/l Li and 6,924mg/l K over the 30 day test.

Figure 4: Drill hole locations, intersections and pumping test results on tenements

Source: LPI

Brine Process Test Work

- ◆ Veolia and GEA, both leading suppliers and service providers in the lithium space, have been appointed to oversee brine processing test work to produce battery grade lithium carbonate to demonstrate the capability to produce the material, and to provide samples from a number of batches for prospective customers and offtakers should the work be successful.
- ◆ The test work has included successful evaporation pond trials, with brine produced from these tests now being run through a lithium carbonate pilot processing plant operating in Berlin with the aim to successfully produce lithium carbonate over coming months, and to provide a design for the processing flow sheet.

Other PFS Activities and Timeline

- ◆ Other activities relating to the PFS that have advanced include:
 - Engineering design work (with Worley Parsons appointed as engineering consultant),
 - Environmental studies, and,
 - Infrastructure studies, including water and power; the Project is close to the national highway network and ports and has good cellular phone coverage.
- ◆ The planned Project work programme is shown in Appendix 1, this also shows completed and current activities.
- ◆ Activities are now concentrated on “Phase 2”, with this targeting completion of the PFS and submission of the Environmental Impact Assessment (“EIA”) documents by the end of CY2017.
- ◆ Following that, work will then be aimed at completion of the DFS and receipt of Government approvals by the end of 2018.

Project Ownership

- ◆ LPI has now achieved a clear 32.5% ownership in the Maricunga JV, with this achieved by an advance payment of US\$5.5 million to accelerate activities, taking total payments into the JV to US\$17.7 million.

- ◆ To increase equity to 50% LPI now needs to provide an additional US\$9.5 million into the JV, with this planned in a revised schedule of four tranches (note that all payments go into the ground, funding the JV work programmes):
 - US\$2 million in November 2017 – ownership to 36.2%
 - US\$2 million in March 2018 – ownership to 39.8%
 - US\$2 million in June 2018 – ownership to 43.5%
 - US\$3.5 million in June 2018 – ownership to 50%
- ◆ LPI also has the first right of refusal to buy out its Chilean partner's stake of 32.3% - should this happen LPI's ownership would increase to 82.3%, with the balance held by Li3 Energy, which is currently finalising a friendly takeover with Bearing Lithium (TSX-V: BRZ, "Bearing"), with this expected to be ratified by a vote by shareholders at an upcoming general meeting - Li3 currently has over 60% of shareholders committed to the scheme.

CORPORATE

- ◆ Key corporate activities include an A\$12 million capital raising, and the appointment of Mr Russell Barwick to the Board.

Capital Raising

- ◆ As announced to the market on April 6, 2017, LPI raised A\$11.8 million by the placement of 31,052,632 shares at A\$0.38/share to sophisticated and professional investors.
- ◆ An additional A\$200,000 under the same terms is to be placed to new board member Mr Russell Barwick.
- ◆ Each share issued has one free attaching listed option, exercisable within two years of issue at a price of A\$0.55.
- ◆ The use of the capital raised included the US\$5.5 million (~A\$7 million) that was advanced to the Maricunga JV to increase equity to 37.5%.

Board Appointment

- ◆ The appointment of Mr Russell Barwick as a Non-Executive Director was announced to the market on April 12, 2017.
- ◆ Mr. Barwick is an internationally renowned mining executive and engineer with over 43 years technical, managerial and corporate experience in various commodities. He initially worked for Bougainville Copper Limited [CRA], Pancontinental Mining Limited [Jabiluka Uranium] and CSR Ltd [Hail Creek Coal]. Following this, Mr. Barwick spent 16 years with Placer Dome Inc. occupying a number of key development, operational and corporate roles in numerous countries culminating in being appointed Managing Director of Placer Nuigini Ltd.
- ◆ He then served as Chief Executive Officer of Newcrest Mining Limited (ASX: NCM) where he achieved strong market support. For the four-year period, up to 2007, Mr Barwick was the Chief Operating Officer of Wheaton River Minerals and Goldcorp Inc. during which the quickly evolving company grew from market capitalisation of several hundred million dollars to CAD\$22 billion and became the third largest gold company in the world by market capitalisation. He is currently the non-executive Chairman of Red Metal Ltd (ASX: RDM) and a non-executive director of Mt Gibson Iron Ltd (ASX: MGX).
- ◆ LPI commented that "Mr. Barwick will add a distinctive skill set to the Board with a strong development, operating and corporate background, particularly in Latin America, along with providing the Company with leadership recognised by the international resources investment community".

VALUATION

- ◆ We have updated our valuation for LPI, and as for our initiation note we have used both comparable transactions and multiple of in-ground value ("IGV") methods for the valuation of Maricunga, which comprises over 90% of the Company valuation.
- ◆ Our valuation is presented in Table 4 - these are the results of the IGV multiple method for Maricunga, as the comparable transaction valuation, at A\$1.40/share for Maricunga and A\$1.54/share for the Company falls at the lower end of this range and thus supports the results of this.
- ◆ It needs to be noted that both of these are indicative valuations only.

- ◆ Our valuation for Maricunga equates to A\$222 to A\$424/tonne LCE, significantly higher than the EV/tonne LCE for peers as shown in Table 5.
- ◆ However market valuations generally do not reflect the actual NAV during the exploration and development phase (and often in the operations phase), with a rule of thumb being that the market ascribes ~50% of the NAV of a company, hence differences between the valuation here and the market valuations in Table 5.
- ◆ The per share valuation does not take into account the potential dilutional effect of the 29 million long life in-money options, that are exercisable at A\$0.20 by 24/6/2021.

Table 4: LPI valuation

LPI Valuation						
Asset	Total Value (A\$m)			Per Share Value (A\$)		
	Low	Mid	High	Low	Mid	High
Maricunga Lithium	\$238	\$347	\$456	\$1.22	\$1.77	\$2.33
Other Projects	\$10	\$10	\$10	\$0.05	\$0.05	\$0.05
Cash	\$12	\$12	\$12	\$0.06	\$0.06	\$0.06
Total	\$260	\$369	\$478	\$1.33	\$1.88	\$2.44

Source: IIR analysis

Multiple of In-Ground Value

- ◆ This is a rule of thumb method, and needs to be treated with care, however is useful for first pass estimates of potential value.
- ◆ Here we use factors, largely related to the confidence of the resource, and apply them to the in-ground value to arrive at an indicative valuation – this should ideally be used with other methods.
- ◆ The IGV of 2,150,000t of LCE using prices of US\$10,000/t is US\$21.50 billion.
- ◆ Calculating the IGV of recoverable resources, using say a 40% recovery factor for the brine, gives an IGV of US\$8.60 billion.
- ◆ As a rule of thumb, given the grade and high margin nature of the operation the NPV can be set at 15% of IGV, which would make an indicative project NPV of US\$1.29 billion.
- ◆ LPI's ultimate 50% share is therefore indicatively worth US\$645 million in the ground.
- ◆ This is then discounted/weighted according to the Resource confidence:
 - Measured Resources are weighted at 50% to 80%,
 - Indicated Resources are weighted at 20% to 50%
 - Inferred Resources are weighted at 5% to 20%
 - The resource weighted average for Maricunga is 30% to 56%
- ◆ This provides a valuation range for 50% of Maricunga, discounted for resource confidence of US\$191 - US\$364 million.
- ◆ At an AUD/USD exchange rate of 0.80 this results in an indicative valuation range of A\$238 - A\$456 million for 50% of the project, or A\$1.22 - A\$2.33/share undiluted.

Comparable transaction

- ◆ As discussed in our initiation note the only publicly disclosed transaction that we are aware of is the merger of Li3 and Bearing, with the merged entity holding 17.7% of Maricunga.
- ◆ Our view in our initiation report was that the transaction gave an implied valuation of C\$220 million for the project, or C\$385/tonne LCE based on the then NI43-101 Measured Resource of 574,000t LCE.
- ◆ Subsequently the resource has been increased to 2,150,000t contained LCE, however the confidence has decreased overall given that not all of the resources are in the Measured category, therefore the value per tonne of LCE should be decreased to reflect this.
- ◆ An approximate multiplier may be the ratio of the midpoint weighting for Measured Resources (65%), and that for Maricunga as given above (43%), or 66%, resulting in a revised transaction value of A\$254/tonne LCE.
- ◆ Applying this to LPI's ultimate 50% share of the Maricunga resource of 1,075,000t LCE, results in a value of A\$274 million, which falls towards the lower end of our IGV multiple valuation.

PEER GROUP

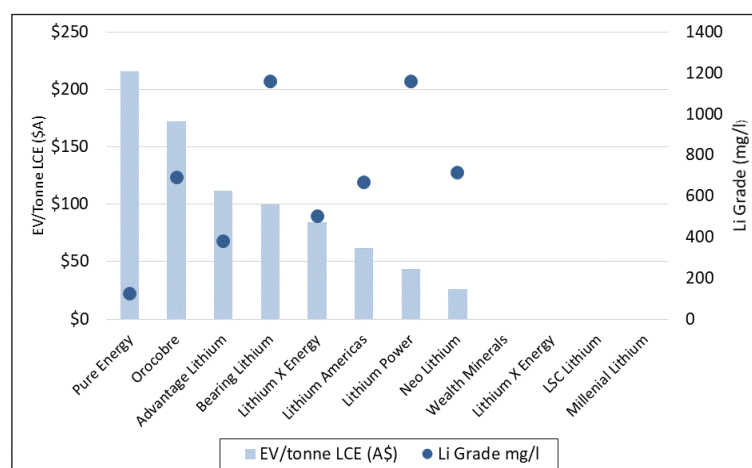
- ◆ LPI is one of a number of listed lithium brine explorers, developers and producers, with these listed in Table 5 and shown in Figure 5.
- ◆ With the exception of Orocobre and LPI which are ASX-listed, these are all listed on the TSX; Orocobre is a producer and Lithium Americas is currently in construction.
- ◆ We have assumed parity between the Canadian and Australia Dollars in converting figures, including enterprise values.
- ◆ In comparing companies we have used brine grades and the EV/tonne of company equity share of contained LCE; in calculating the latter we have used the ultimate project ownership.
- ◆ EV/tonne LCE should be treated as an indicative comparison only, as a number of factors will affect this metric, however this does show a general trend upwards to production - this will be discounted for companies with large resources, where those resources are sufficient to accommodate more than a 20-30 year operation.
- ◆ We have also included LPI's JV partner Bearing Resources here, assuming that the Li3 Energy takeover will proceed – we note the relatively higher value of this minority JV partner.
- ◆ EV is calculated as undiluted market capitalisation less net cash – no allowance has been made for other projects that the companies may own.

Table 5: LPI Peers

Table 4: LPI Peers								
Company	Code	Key Project	EV (\$M)	LCE (mt)	M & I %	Li Grade (mg/l)	Ultimate. O'Ship	EV/tonne LCE (A\$)
Pure Energy	PE.TSXV	Clayton Valley	\$47	0.2	0%	123	100%	\$216
Orocobre	ORE.ASX	Salar Olaroz	\$782	6.8	95%	690	66.5%	\$173
Advantage Lithium	AAL.TSXV	Cauchari	\$39	0.5	0%	380	75%	\$112
Bearing Lithium	BRZ.TSXV	Salar Maricunga	\$38	2.2	80%	1,160	17.7%	\$100
Lithium X Energy	LIX.TSXV	Sal de Los Angeles	\$139	2.1	51%	501	80%	\$84
Lithium Americas	LAC.TSX	Cauchari-Olaroz	\$366	11.8	100%	666	50%	\$62
Lithium Power	LPI.ASX	Salar Maricunga	\$47	2.2	80%	1,160	50%	\$44
Neo Lithium	NLC.TSXV	Tres Quebrados	\$54	2.1	35%	714	100%	\$26
Wealth Minerals	WML.TSXV	Various	\$157	N/A	N/A	N/A	100%	N/A
Lithium X Energy	LIX.TSXV	Arizaro	\$139	N/A	N/A	N/A	100%	N/A
LSC Lithium	LSC.TSXV	Various	\$111	N/A	N/A	N/A	100%	N/A
Millennial Lithium	ML.TSXV	Various	\$48	N/A	N/A	N/A	100%	N/A

Source: IRESS, company reports, IIR analysis

Figure 5: LPI Peers



Source: IRESS, company reports, IIR analysis

LITHIUM MARKETS

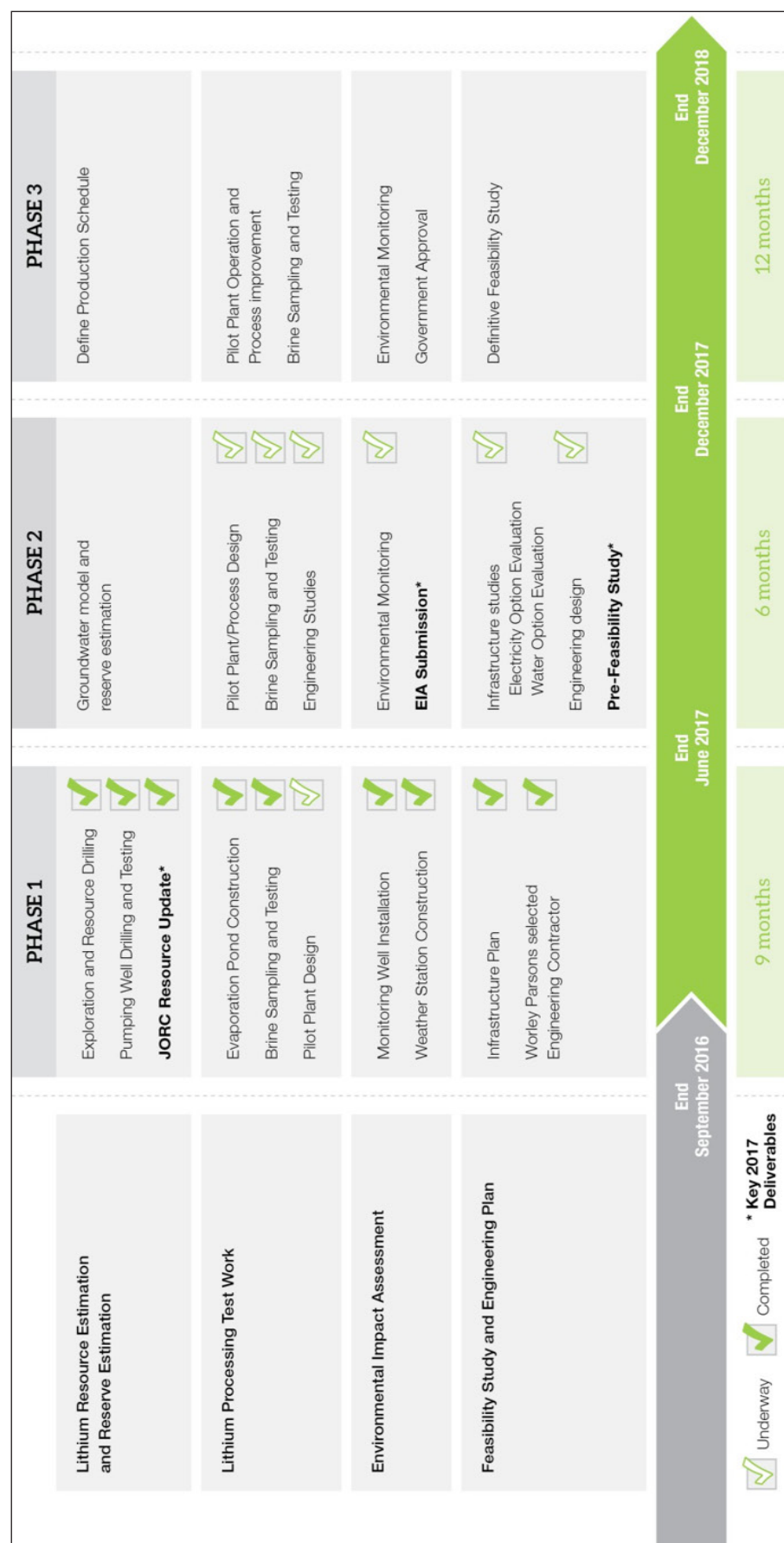
- ◆ Lithium markets have continued to perform strongly since our initiation report, with high prices being maintained.
- ◆ Lithium carbonate prices from lithium brines have remained around and above US\$10,000/tonne, with prices for hard rock spodumene concentrate supporting this level.
- ◆ Some forecasters have the lithium market growing at +10% CAGR over the next 8 years, with this largely driven by demand for rechargeable batteries - this market has reportedly grown by 20% CAGR since 2000 (driven by the growth in consumer electronics and phones), with upcoming growth largely due to the expected increase in sales of electric vehicles.
- ◆ This would result in the demand for LCE growing from ~220,000tpa currently to 400,000tpa by 2025.
- ◆ More aggressive forecasting by Roskill (9th Lithium Supply & Markets Conference, Montreal, 31st May 2017) has demand growing to between 800,000tpa and 1,600,000tpa LCE by 2026, a growth of between 15% and 23% CAGR, mainly driven by the growth in the electric vehicle market.
- ◆ On the more conservative side, Stormcrow, in their 2015 121 Hong Kong conference presentation, presented the possibility that by 2025 minimum additional LCE demand from batteries alone will be 104,000tpa, a 50% increase on current total LCE production and at a 4% CAGR.
- ◆ Even the most conservative forecast increase in demand should continue to support current prices of at or above US\$10,000/t LCE, and we could conceivably see further price increases.
- ◆ However there is the perceived ready potential for the current oligopoly to increase production to meet any demand increases, and also the potential to price new players that are considered a threat out of the market – just two upcoming expansion projects, Greenbushes and Albemarle's Salar de Atacama Project have the potential to add up to 100,000tpa LCE into the market.
- ◆ In addition, if Mt. Marion and Mt. Cattlin reach their combined targets of 537,000tpa spodumene concentrate they have the capacity to supply an additional 50,000tpa of LCE into the market, assuming average concentrate grades of 5.0% Li₂O and metallurgical recoveries of 75%.
- ◆ Some commentators however doubt whether the full potential will be reached on the expansion projects.
- ◆ Our view is that we will continue to see strong demand increases and prices going forward, and thus there will be significant space for new players in the market.
- ◆ With average cash operating costs of US\$3,000/t LCE for brine projects, there is the potential for high margin projects to be developed.

RISKS

- ◆ **Lithium regulatory environment:** Our view is that this is the key risk facing LPI given the current uncertainty in the lithium regulations in Chile, however there is a good possibility that the situation will improve. If it doesn't change there may be the risk that quotas are not allowed for Maricunga.
- ◆ **Permitting:** This is a risk facing any potential developer, however Chile has a well understood permitting environment; issues we see would may involve delays rather than failure to permit (except for that mentioned above), and also issues related to the National Park near which the Project is situated.
- ◆ **Resource:** This has been largely de-risked given recent results (including the MRE upgrade and well tests) with the potential of the upgraded MRE to support a long term operation.
- ◆ **Processing:** This is the key technical risk now, with the need to be able to produce lithium carbonate from the pilot scale tests currently underway.
- ◆ **Funding:** This may be an issue should the lithium market crash over the period that the PFS and BFS are being undertaken. The Company has 29 million A\$0.20 options with an expiry date of 24/6/2021 - these have the potential to bring in A\$5.8 million when exercised.

- ◆ **Political and business:** Presidential elections will be held in November this year, with the right of centre Sebastián Piñera expected to be elected, following on from the four year term of Michelle Bachelot, a member of the Socialist Party of Chile - the Chilean Constitution forbids Presidents from seeking immediate re-election following their four year term however may stand at a later date - Sebastián Piñera was previously President from 2010 to 2014, with Michelle Bachelot serving two terms, the first from 2006 to 2010 and the second from 2014 to present. The feeling in Chile is that, should he be elected, Sebastián Piñera will be positive for business and investor confidence, with Piñera running on a pro-business platform. Business confidence has fallen under Bachelot's watch (as has her popularity) due to tax and labour reforms (including strengthening union power), however the low copper price hasn't helped either. We are seeing confidence starting to increase in anticipation of the expected election result. A key risk here however would, unlikely that it may be, if radical left wing congressman Alejandro Guillier gets elected - he reportedly is considered the strongest rival to Sebastián Piñera.

APPENDIX 1: PROJECT TIMELINE



DISCLAIMER

(a) Disclaimer

The information, reports, financial models, forecasts, strategies, audio broadcasts and other media (referred to as "Content" throughout this Legal Notice), provided on this web site has been prepared and issued by Altavista Research Pty Ltd trading as Independent Investment Research "IIR," Independent Investment Research Holdings Pty Ltd (ACN 155 226 074), as authorised to publish research under an Australian Financial Securities Licence (AFSL No 420170) which allows Independent Investment Research to offer financial service advice to retail and wholesale clients. Users of this web site should not act on any Content without first seeking professional advice. Whilst the Content contained on this web site has been prepared with all reasonable care from sources which we believe are reliable, no responsibility or liability is accepted by Independent Investment Research, for any errors or omissions or misstatements however caused. Any opinions, forecasts or recommendations reflect our judgement and assumptions at the date of publication or broadcast and may change without notice. Content on this web site is not and should not be construed as an offer to sell or the solicitation of an offer to purchase or subscribe for any investment. We are not aware that any user intends to rely on the Content provided or of the manner in which a user intends to use it. In preparing our Content it is not possible to take into consideration the investment objectives, financial situation or particular needs of any individual user.

Access by any user to this website does not create a client relationship between Independent Investment Research and the user. Users seeking to invest must obtain individual financial advice to determine whether recommendations are appropriate to their investment objectives, personal financial situation or particular needs, before acting on any recommendations. Any Content is not for public circulation or reproduction, whether in whole or in part and is not to be disclosed to any person other than the intended user, without the prior written consent of Independent Investment Research.

(b) Disclosure of Interest

General

Independent Investment Research, its officers, employees, consultants and its related bodies corporate have not and will not receive, whether directly or indirectly: any commission; fee; benefit; or advantage, whether pecuniary or otherwise, in connection with making any recommendation contained on this web site. Independent Investment Research, discloses that from time to time, it or its officers, employees and its related bodies corporate: may have an interest in the securities, directly or indirectly, which are the subject of these recommendations; may buy or sell securities in the companies mentioned in the Content; may effect transactions which may not be consistent with the recommendations in the Content; may have directorships in the companies mentioned in the Content; and/or perform paid services for the companies that are the subject of such recommendations.

However, under no circumstances, has Independent Investment Research been influenced, either directly or indirectly, in making any recommendations contained on this web site.

Corporate Research

Independent Investment Research has or may have, received a fee either directly by a company itself or by a third party, to provide coverage and/or corporate research (the "Fee"). Where a Fee has been received, Independent Investment Research does not publish:

Buy / Hold / Sell recommendations for the security or managed investment schemes.

(c) Copyright Protection

All Content at this web site is protected by copyright. Apart from any use permitted under the Copyright Act (Cth) 1968, you must not copy, frame, modify, transmit or distribute the material at this web site, without seeking the prior written consent of the copyright owner. Content on this web site is owned by the business Independent Investment Research. Users are prohibited from copying, distributing, transmitting, displaying, publishing, selling, licensing, creating derivative works or using any content on the web site for commercial or public purposes

Copyright 2010 Independent Investment Research. All rights reserved.

(d) Trade Marks

The trade marks and logos displayed on this web site belong to Independent Investment Research or other parties. Such trade marks include registered trade marks and trade marks pending registration. Users are prohibited from using any of these trade marks, without seeking the prior written consent of IIR or such third party, which may own the trade mark content on this web site.

(e) Limitation of Liability

To the fullest extent permitted by the law, Independent Investment Research and any of its officers, employees, agents, consultants or related bodies corporate disclaim any liability, whether based in contract, tort, strict liability or otherwise, for any direct, indirect, incidental, consequential or special damages arising out of or in any way connected with the use of any Content made available on this web site by any person or entity.

(f) No Warranties

Independent Investment Research does not make any claims, promises, guarantees, representations or warranties regarding the accuracy, completeness or fitness for purpose of the Content made available on this web site. All information on this web site is provided to you on an as is basis, without warranty of any kind either express or implied. To the extent that research can be provided by third parties, Independent Investment Research makes no warranty or representation as to the accuracy or completeness of such information displayed on this site, and accepts no liability for errors or omissions arising from such third party information. To the fullest extent permitted by law, under no circumstances will Independent Investment Research be liable for any loss or damage caused by users reliance upon information obtained through this web site. It is the responsibility of the user to evaluate the accuracy, completeness or usefulness of any information, opinion, general advice or other content made available through this web site. Furthermore, Independent Investment Research does not warrant or represent that this web site is error free or free from viruses or defects. A user must do all that is necessary (including using virus checking software) to satisfy itself that accessing this website will not adversely affect its system.

For further information, please contact IIR at: client.services@independentresearch.com.au

Independent Investment Research (Aust.) Pty Limited

SYDNEY OFFICE

Level 1, 350 George Street
Sydney NSW 2000
Phone: +61 2 8001 6693
Main Fax: +61 2 8072 2170
ABN 11 152 172 079

MELBOURNE OFFICE

Level 7, 20–22 Albert Road
South Melbourne VIC 3205
Phone: +61 3 8678 1766
Main Fax: +61 3 8678 1826

HONG KONG OFFICE

1303 COFCO Tower
262 Gloucester Road
Causeway Bay, Hong Kong

DENVER OFFICE

200 Quebec Street
300-111, Denver Colorado USA
Phone: +1 161 412 444 724

MAILING ADDRESS

PO Box H297 Australia Square