

19 May 2016 - High Grade Gold at Edna Beryl West

*5m at 27g/t gold incl. 2m at 51g/t gold
13m at 8.7g/t gold incl. 7m at 15g/t gold*

5 July 2016 - High Grade Gold at Edna Beryl West

*13.2g/t gold incl. 3m at 15.7g/t gold
3m at 11.2g/t gold
9m at 5.33m g/t gold incl. 3m at 10.4g/t gold*

2 August 2016....Further High Grade “Bonanza” Gold at Edna Beryl West

*5m at 35.6g/t gold from 120m
2m at 30.1g/t gold from 128m
3m at 36.6g/t gold from 227m*

31 October 2016...Bonanza and visible gold at Tennant Creek

8m at 157g/t gold, 34.5g/t silver, 0.5% copper

6 December 2016 Bonanza Gold continues

*5m at 83.6g/t gold from 89m
4.3m at 24.6g/t from 249m*

September 2017 Investor Update

Rob Bills, Managing Director & CEO

Important Notice and Disclaimer


This presentation has been prepared by Emmerson Resources Limited ACN 117 086 745 (ASX: **ERM**) (the “**Company**”) and is being provided to a limited number of investors for the sole purpose of providing preliminary background information to enable recipients to review the business activities of the Company. It is not intended as an offer, invitation, solicitation or recommendation with respect to the purchase or sale of any securities.

This presentation should not be relied upon as a representation of any matter that a potential investor should consider in evaluating the Company. The Company, nor any of its directors, agents, officers, employees or affiliates does not make any representation or warranty, express or implied, as to or endorsement of, the accuracy or completeness of any information, statements, representations or forecasts contained in this presentation, and they do not accept any liability for any statement made in, or omitted from, this presentation.

Prospective investors should make their own independent evaluation of an investment in the Company.

Nothing in this presentation should be construed as a financial product advice, whether personal or general, for the purposes of Section 766B of the Corporations Act. This presentation consists purely of factual information and does not involve or imply a recommendation or a statement of opinion in respect of whether to buy, sell or hold a financial product. The Company has not considered any of your objectives, financial situation or needs.

This presentation and contents has been made available in confidence and may not be reproduced or disclosed to third parties or made public in any way without the express written permission of the Company.



**Emmerson Resources – application of new technology
discovers a new generation of gold and copper deposits
First gold mine under construction....**

www.emmersonresources.com.au



Board of Directors



Mr. Andrew McIlwain B.Eng (Mining)
Non-Executive Chairman

Mining Engineer with more than 25 years experience in operational, senior management and executive roles (MIM, WMC, UML & others).



Mr. Robert Bills B.Sc, M.Sc
Managing Director and Chief Executive Officer

Geologist with over 25 years experience in exploration and mining with WMC and BHP. Joined Emmerson in late 2007 as the Managing Director and CEO.

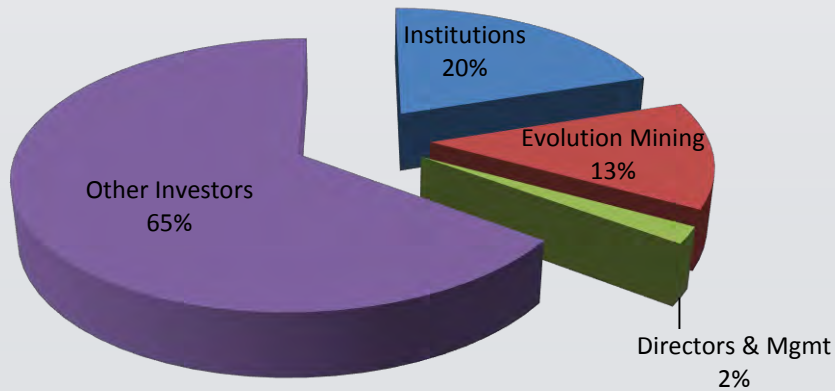


Dr. Allan Trench B.Sc (Hons), Ph.D, M.Sc, MBA
Non-Executive Director

Geologist/geophysicist with extensive experience in strategy, project development and operations within the natural resource sector.



Capital Structure



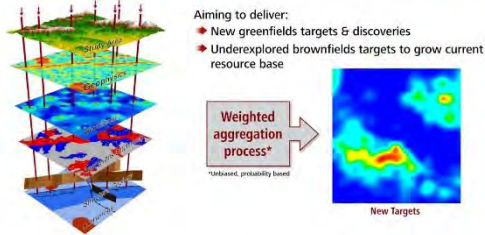
ASX code	ERM
Shares on issue	379,930,204
Options (Exercise price \$0.0485)	6,000,000
Market capitalisation (at \$0.105/share)	\$39.9 million
Cash (30/06/17)	\$4.1 million
Enterprise value	\$35.8 million



Integrated 3 fold strategy - to deliver short and longer term value

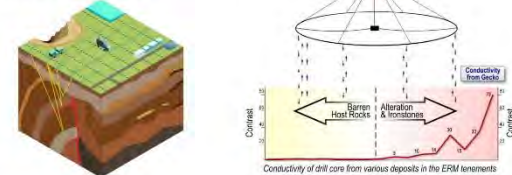
Precise Prediction and Detection = increasing probability of Discovery!

Precise Prediction and Detection

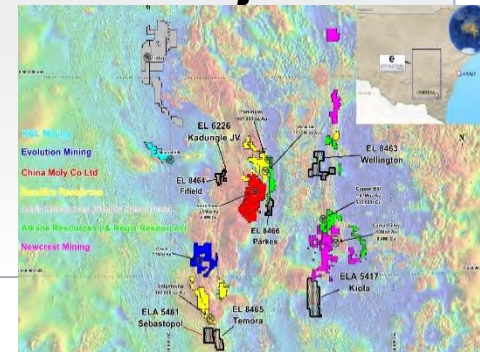


Advanced Detection Technology

- Multiple (applicable) detection technologies increase the probability of discovery
- Emmerson have pioneered the first use of high powered, airborne electrical geophysics in Tennant Creek (and discovered the Goanna Mineralisation)
- Emmerson and JV Partner, Evolution Mining have pioneered seismic geophysics in Tennant Creek (has highlighted the Edna Beryl mineralisation)



- Application of new technology/ideas to make new discoveries in Tennant Creek** (Goanna copper-gold, Mauretania gold, Edna Beryl gold)
- Small Mines – monetise existing resources and provide opportunities for “near mine” discoveries** (*Edna Beryl under development and will be one of Australia’s highest grade gold mines plus pipeline of others*)
- Leverage new technology/ideas outside of the Tennant Creek Project**
New gold-copper projects in New South Wales



Evolution Mining a great partner in one of Australia's highest grade gold and copper provinces

\$15m earn-in by Evolution at Tennant Creek now extended to December 2017

HOA 12 June 2014
Exploration commences

JV agreement
20/12/2014

**December 2017
\$15M for 65% JV
interest**

December 2019
\$25M for 75% JV
interest

FY 14	FY15	FY16	Jul-16 to Dec-17	Jan-18 to Dec-19
\$0.3M	\$4.7M	\$4.4M	\$5.6M	\$10M

LTD to July 17 \$13.5M

Eldorado-Chariot
(resource
extensions)

Mauretania
Discovery

**Edna Beryl gold
Discovery**

Ironstone fertility Indicator
Seismic, EM, Gravity &
Magnetic surveys

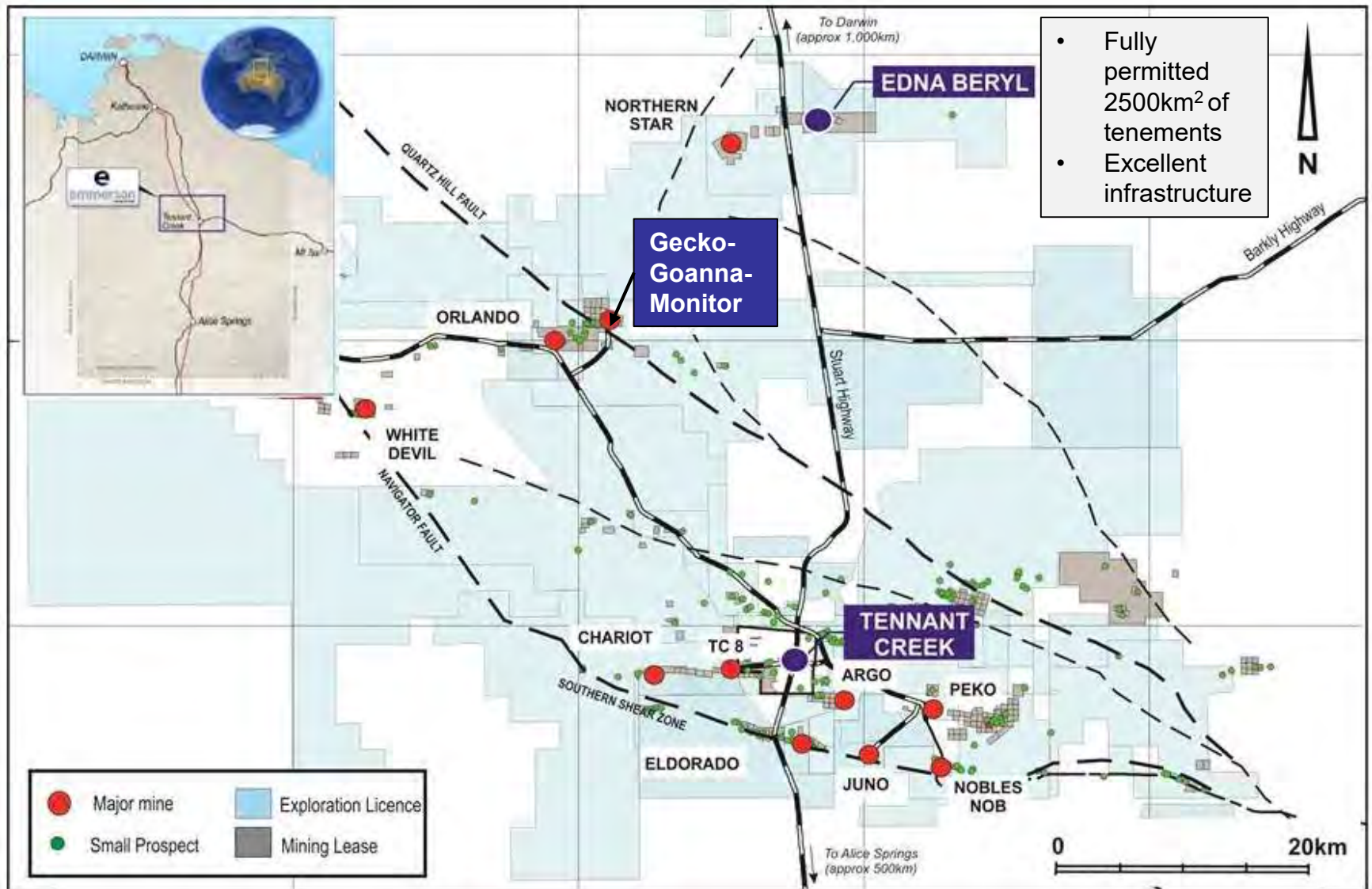
**Goanna Copper
Discovery**

Value Proposition

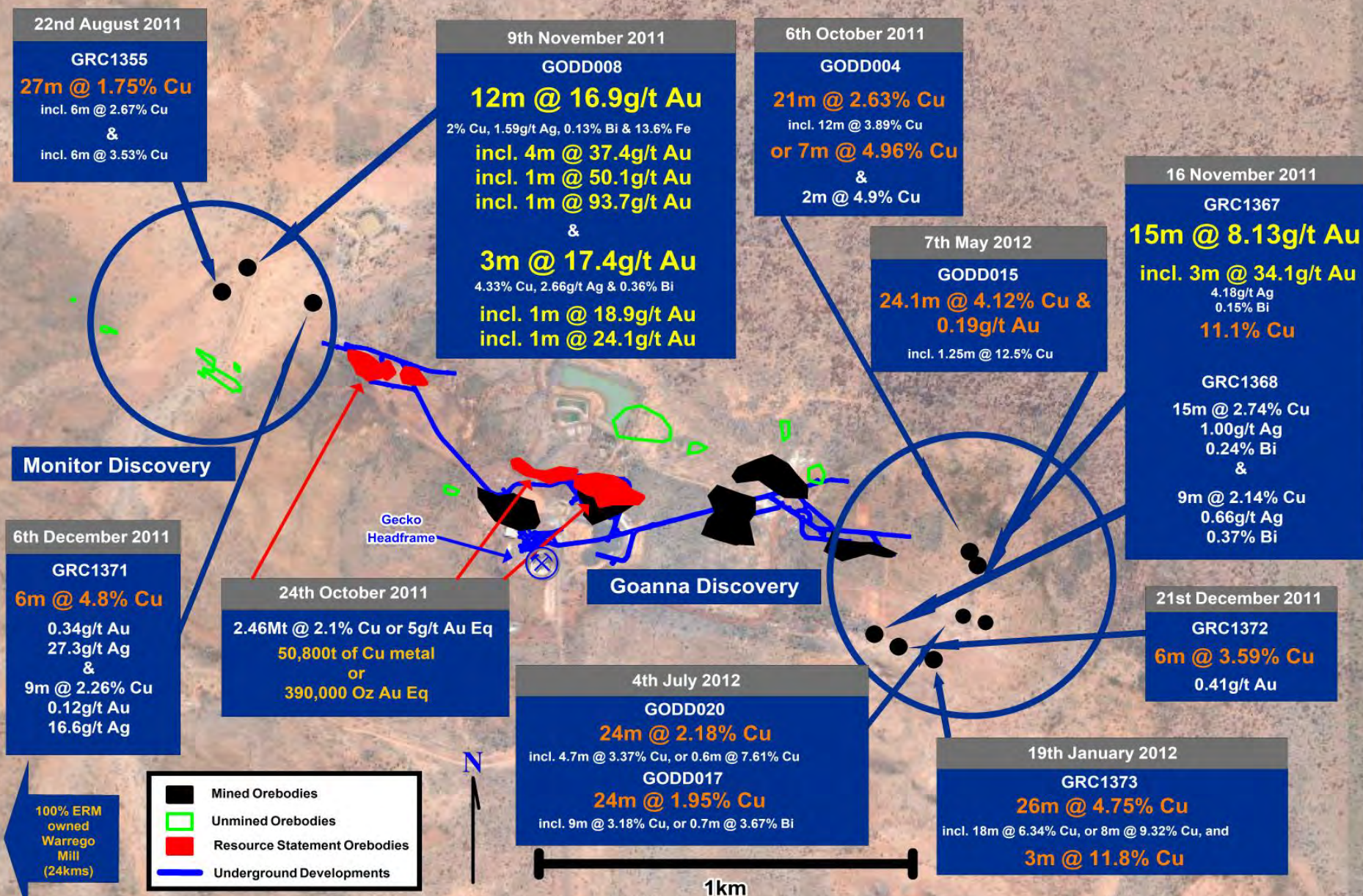
New generation of high grade gold and copper deposits in Tennant Creek. Modest Income stream from small mines initiative

JV also included ~\$2m EVN shares + placement in ERM of ~13%

Location of Tennant Creek – NT Aust.



Gecko-Goanna-Monitor: Next drill Program funded by Evolution

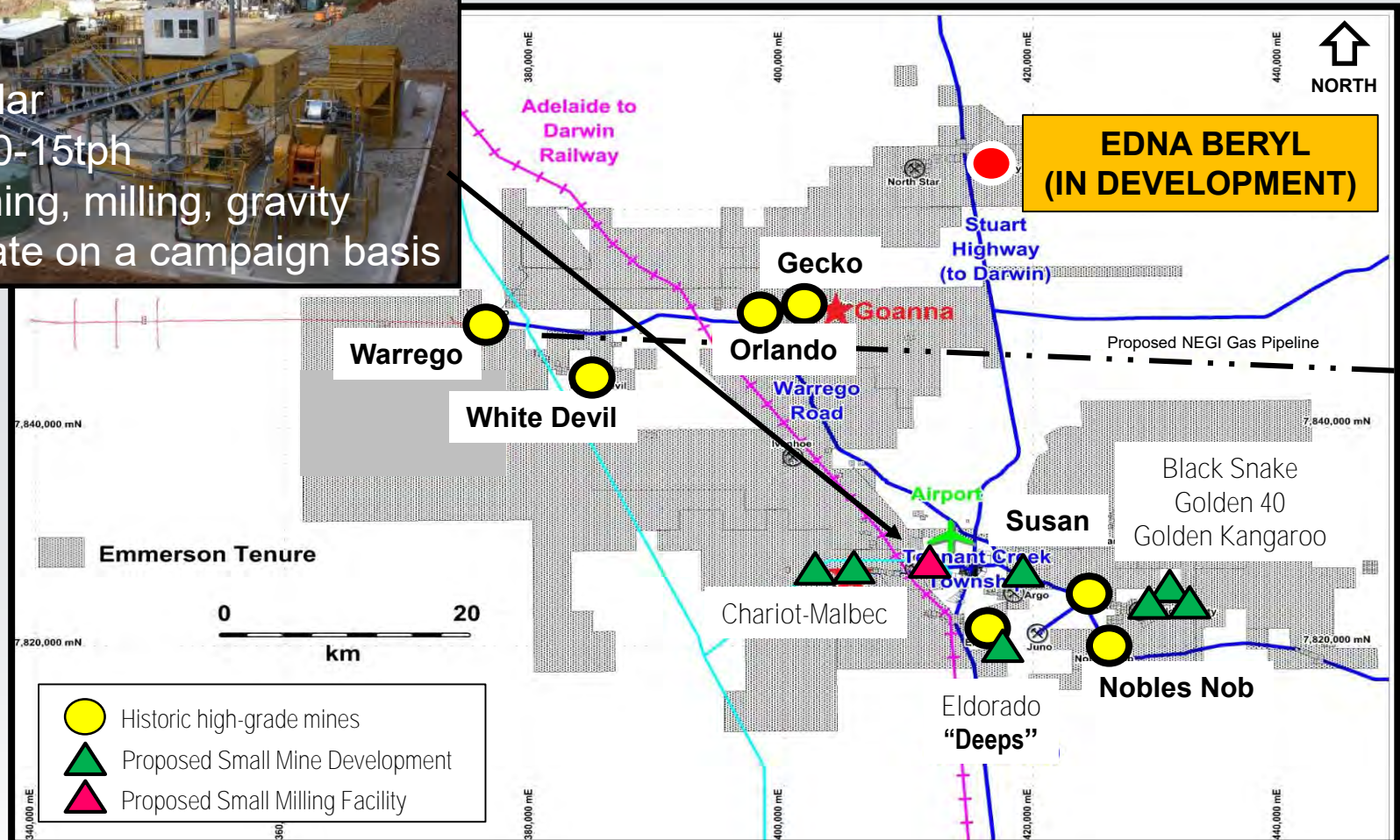


Strategy 2 - Small Mines

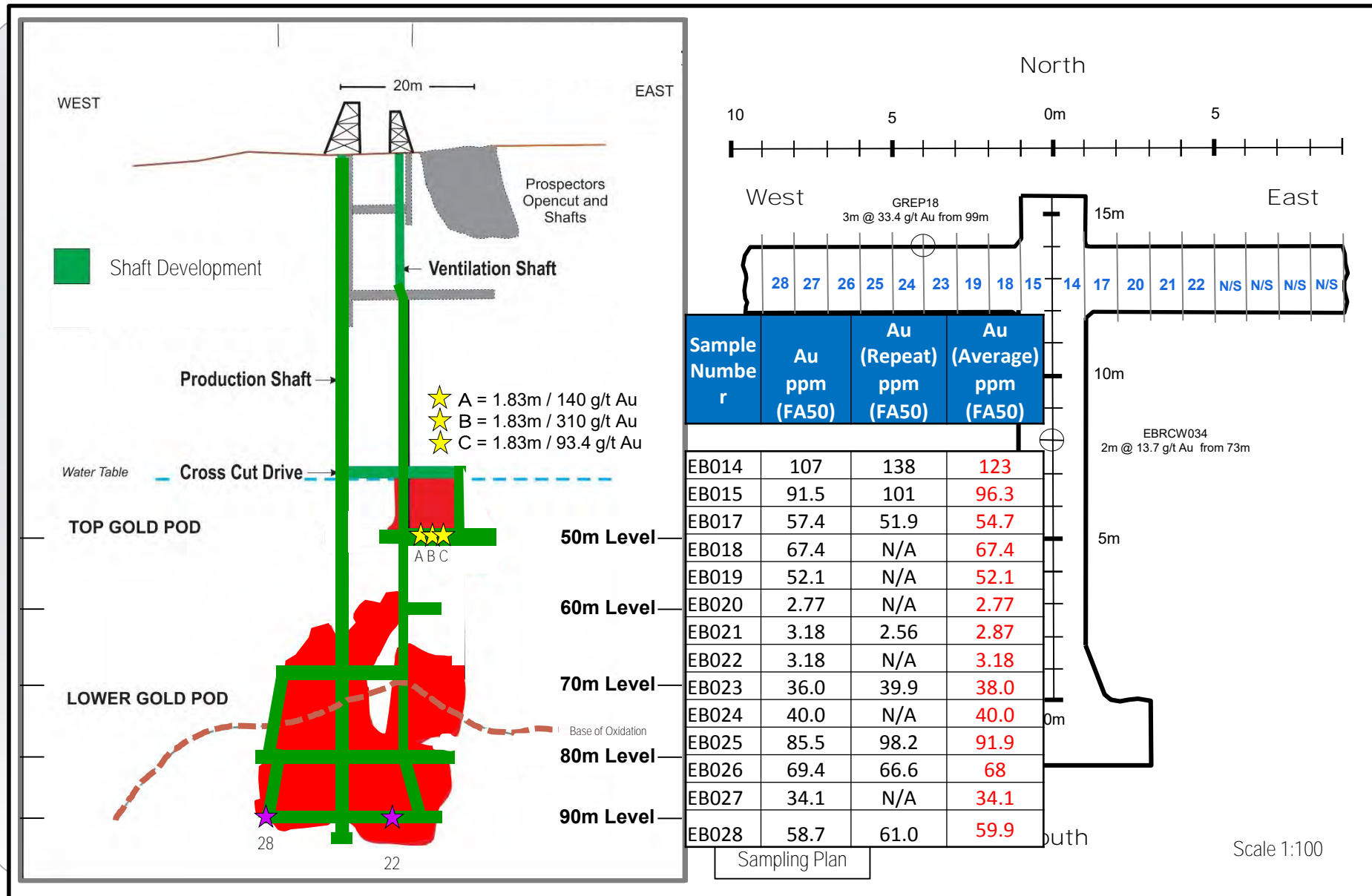
Risk free cash via Tribute Agreement from high grade resources

Proposed Central Mill

- Modular
- Toll 10-15tph
- Crushing, milling, gravity
- Operate on a campaign basis



Edna Beryl – mine plan and recent underground assay results



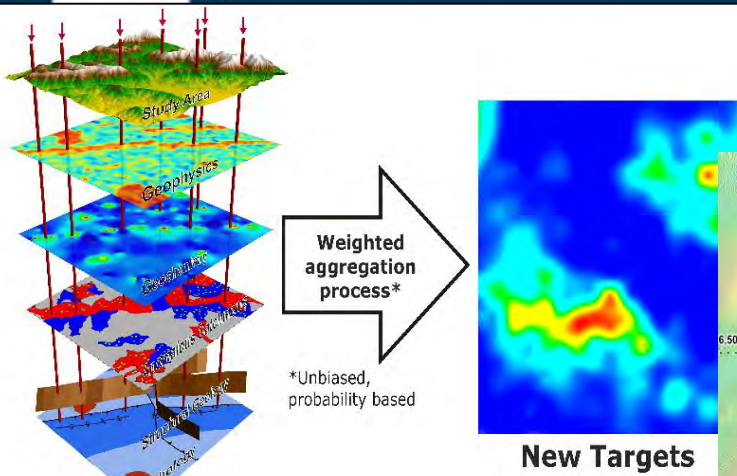
Assay Results from bulk sampling of the Edna Beryl Development Ores

Attest to the ultra high grades



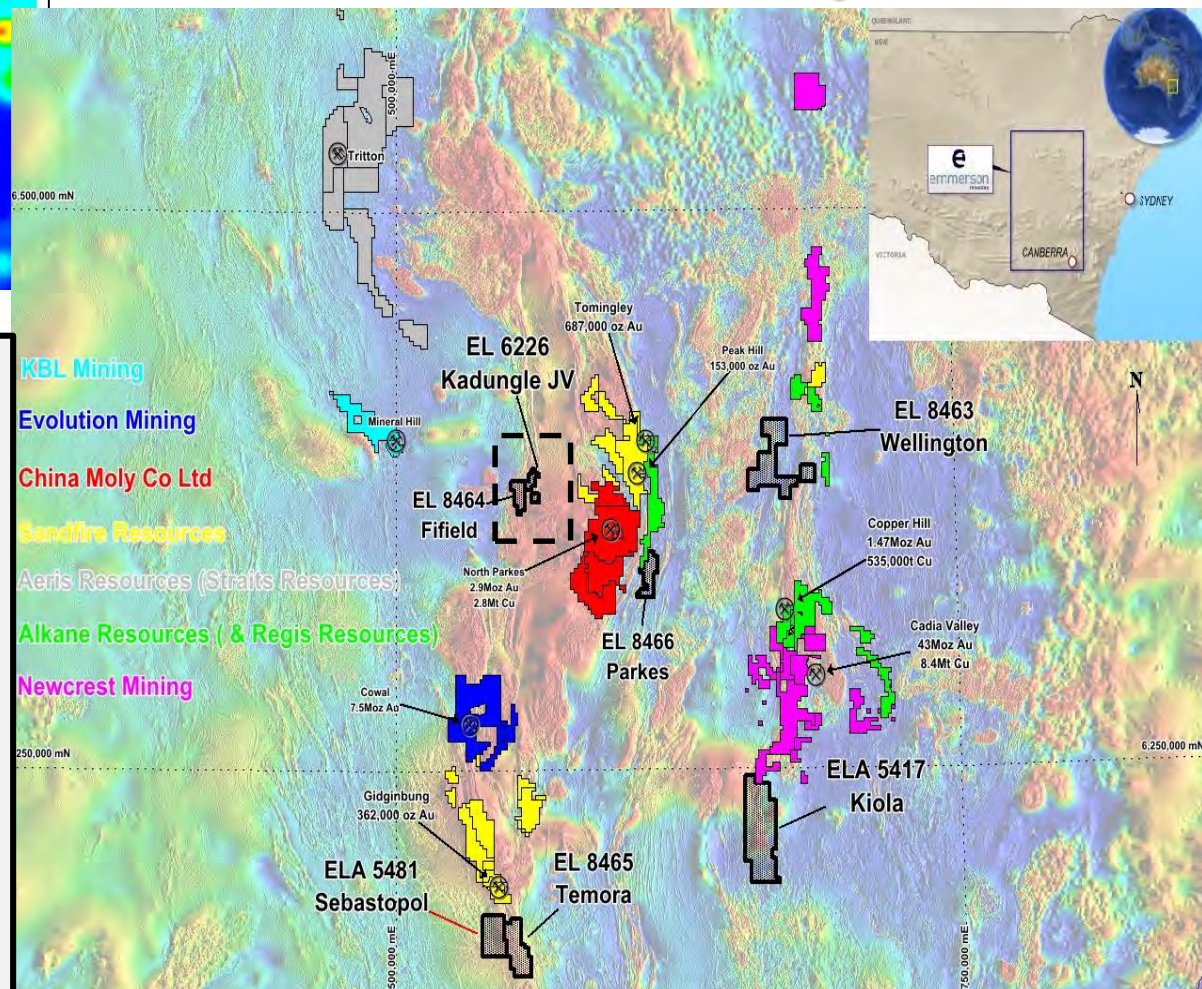
Strategy 3 – new projects in NSW targeted from proprietary predictive tools

Kaiser Prospect ★

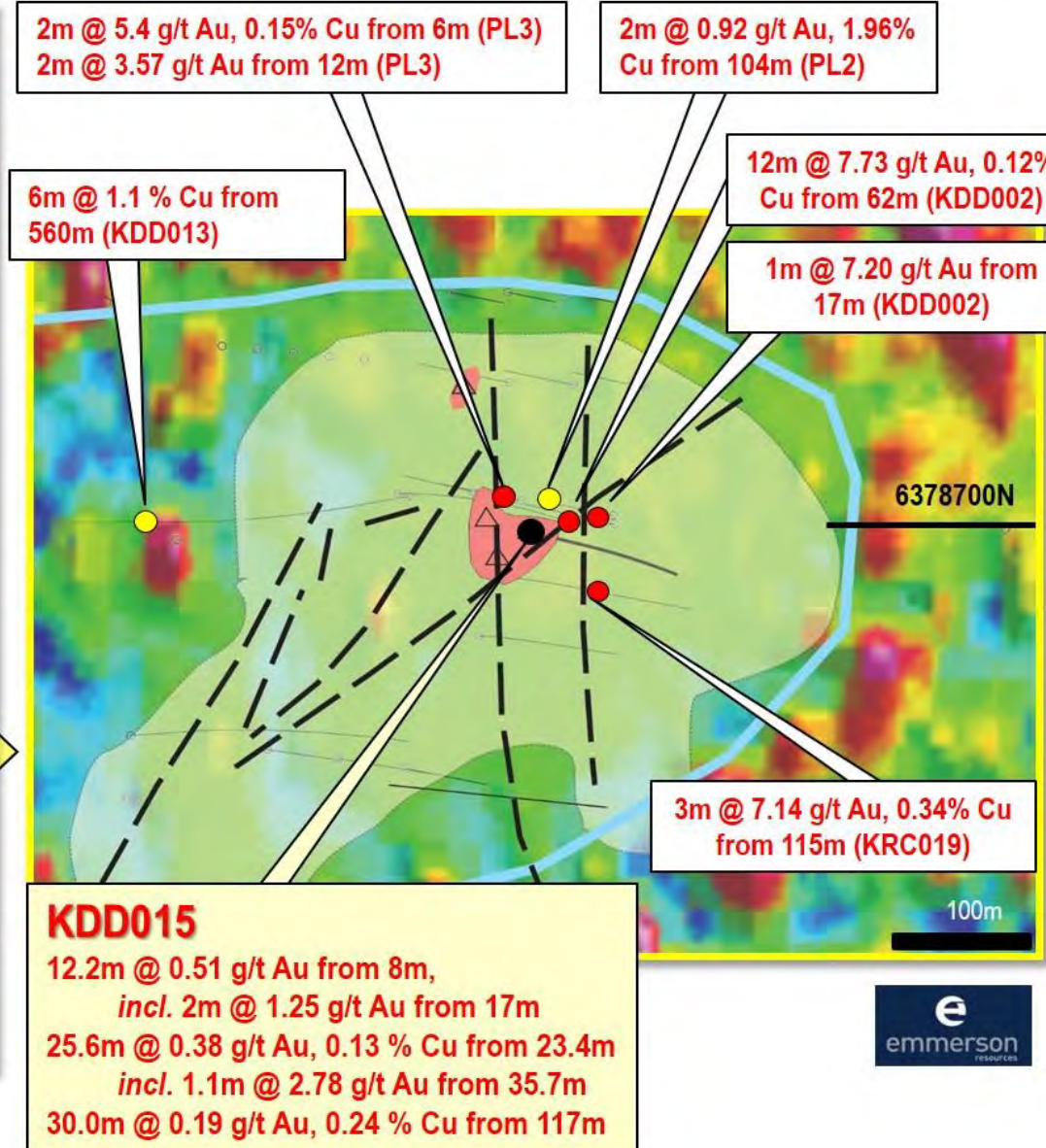
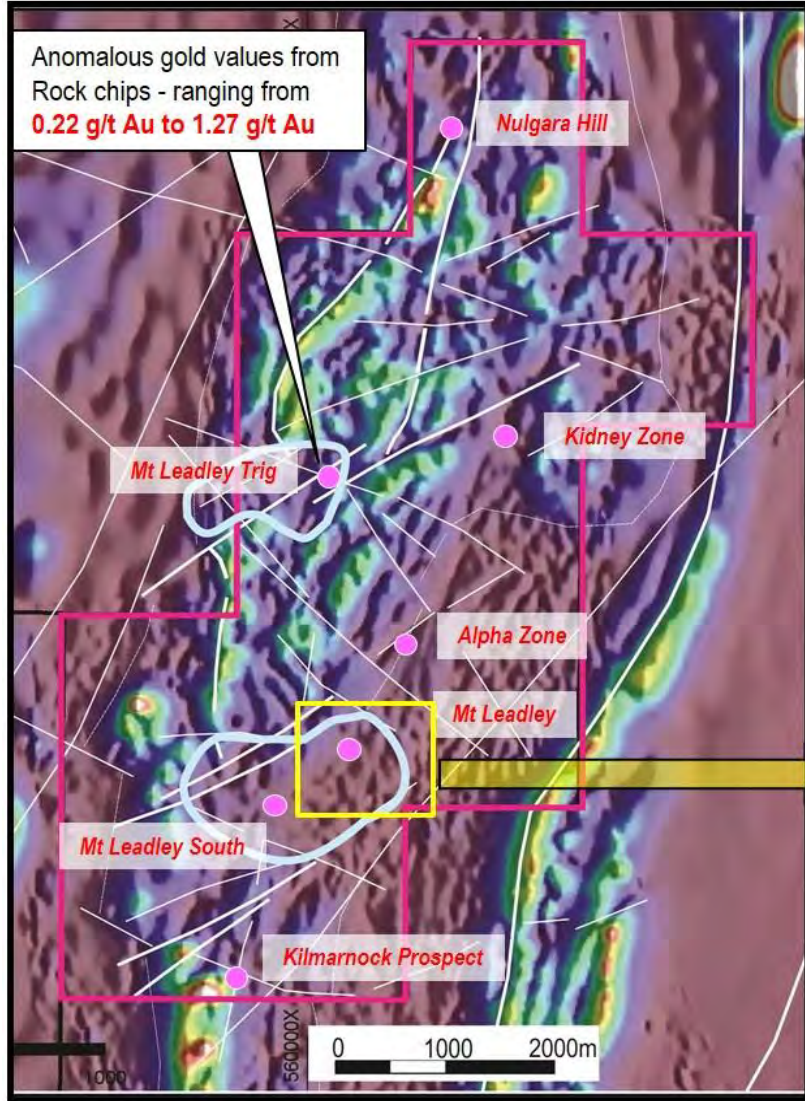


New South Wales Projects

- 5 New Projects in the Macquarie Arc of NSW
- Similar geology to some of the worlds most endowed mineral provinces
- 100% ERM
- Targeted from new prediction techniques
- Highly ranked gold + copper-gold projects



Kadungle – shallow epithermal gold and deeper porphyry copper-gold



Emmerson – a unique gold and copper explorer

- Tennant Creek Exploration fully funded by Evolution Mining
- First small, ultra high grade gold mine under construction (Edna Beryl)
- Other small mines undergoing permitting and planning
- Exploration Program underway for both gold and copper in Tennant Creek and NSW
- Next drill program includes ~4,000m at the recently discovered Gecko-Goanna copper-gold project (NT). Plus large geophysical survey at Kadungle (NSW), ahead of drilling
- ERM remains well funded ~\$3.6m in cash plus potential for risk free cash from small mines
- Potential for attracting additional JVs over NSW projects
- Highly leveraged to success across all strategic horizons

Competent Person Statement

The information in this report relating to Exploration Results is based on information compiled by Mr Steve Russell, who is a Member of the Australian Institute of Geoscientists and has sufficient exploration experience which is relevant to the style of mineralisation under consideration to qualify as a Competent Person as defined in the 2004 Edition of the 'Australasian Code for Reporting of Exploration Results, Mineral Resources and Ore Reserves'. Mr Russell is a full time employee of Emmerson Resources Ltd. Mr Russell consents to the inclusion in the report of the matters based on his information in the form and context in which it appears.

The information in this report which relates to Mineral Resources is based upon information compiled by Mr Ian Glacken, who is a Fellow of the Australasian Institute of Mining and Metallurgy. Ian Glacken is an employee of Optiro Pty Ltd and has sufficient experience which is relevant to the style of mineralisation and type of deposit under consideration and to the activity which he is undertaking to qualify as a Competent Person as defined in the 2004 edition of the Australasian Code for Reporting of Exploration Results, Mineral Resources and Ore Reserves. Ian Glacken consents to the inclusion in the report of a summary based upon his information in the form and context in which it appears.

Gecko, Goanna & Orlando Mineral Resource: see details in ASX announcement "New High Grade Drill Results & Upgrade to Resource Inventory" released on 18 October 2013.

Chariot Mineral Resource: see details in ASX announcement "High Grade Chariot Gold Resource' released on 28 November 2013.

The information was first disclosed under the JORC Code 2004. It has not been updated since to comply with the JORC Code 2012 on the basis that the information has not materially changed since it was last reported.

The gold equivalent calculation assumes a gold price of US\$1,363/oz for gold and US\$3.31/lb for copper and makes no allowance for metallurgical recoveries. The totals may not sum exactly due to rounding.



JORC Resources

Classification	Tonnes	Gold grade (g/t)	Copper grade (%)	Gold equivalent grade (g/t)	Gold ounces	Copper metal (t)	Gold equivalent ounces
Gecko - Anomaly 3, L25 and K44 Lower (reported above a 1% copper cut-off)							
Indicated	1,400,000	-	2.5	4.2	-	35,600	190,000
Inferred	80,000	-	1.6	2.7	-	1,300	10,000
Sub-total Gecko	1,480,000	-	2.5	4.1	-	36,900	200,000
Orlando – (Lenses 2 & 7, below open pit & ‘the gap’ - reported above a 1.0 g/t gold equivalent cut-off)							
Indicated	1,710,000	1.9	1.5	4.4	100,000	25,700	240,000
Inferred	510,000	1.7	1.1	3.6	30,000	5,800	60,000
Sub-total Orlando	2,220,000	1.8	1.4	4.2	130,000	31,500	300,000
Goanna (reported above a 1.0 % Cu cut-off)							
Inferred	2,920,000	0.2	1.8	3.2	15,000	53,700	300,000
Sub-total Goanna	2,920,000	0.2	1.8	3.2	15,000	53,700	300,000
Chariot Potential Open Pit (reported above a 1.0 g/t gold cut-off)							
Indicated	10,000	11.1		11.1	5,000		5,000
Inferred	60,000	19.2		19.2	37,000		37,000
Chariot Potential Underground (reported above a 6.0g/t gold cut-off)							
Indicated	50,000	16.0		16.0	27,000		27,000
Inferred	50,000	18.4		18.4	31,000		31,000
Sub-total Chariot	170,000	17.4		17.4	99,000		99,000
TOTAL	6,790,000	1.1	1.8	3.6	246,000	122,100	900,000

The gold equivalent calculation assumes a gold price of US\$1363/oz for gold and US\$3.31/lb for total copper and makes no allowance for metallurgical recoveries. The totals may not sum exactly due to rounding.