

12 January 2018

The Manager
Company Announcements Office
ASX Limited
20 Bridge Street
SYDNEY NSW 2000

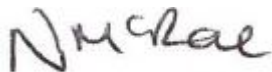
By electronic lodgement

Dear Sir/Madam

Re: Notice of change of interests of substantial holder – Speedcast International Limited (SDA)

We enclose notice of change of interests of substantial holder in Speedcast International Limited. This notice is given by Greencape Capital Pty Ltd.

Yours faithfully



Naomi McRae
Company Secretary

attach

Form 604

Corporations Act 2001
Section 671B

Notice of change of interests of substantial holder

To Company Name/Scheme **Speedcast International Limited**

ACN/ARSN **600 699 241**

1. Details of substantial holder(1)

Name **Greencape Capital Pty Ltd**

ACN/ARSN (if applicable) **120 328 529**

There was a change in the interests of the substantial holder on **10/01/2018**

The previous notice was given to the company on **12/05/2017**

The previous notice was dated **12/05/2017**

2. Previous and present voting power

The total number of votes attached to all the voting shares in the company or voting interests in the scheme that the substantial holder or an associate (2) had a relevant interest (3) in when last required, and when now required, to give a substantial holding notice to the company or scheme, are as follows:

Classof securities (4)	Previous notice		Present notice	
	Person's votes	Voting power (5)	Person's votes	Voting power (5)
Ordinary Fully Paid	27,801,938	11.71%	23,660,223	9.90%

3. Changes in relevant interests

Particulars of each change in, or change in the nature of, a relevant interest of the substantial holder or an associate in voting securities of the company or scheme, since the substantial holder was last required to give a substantial holding notice to the company or scheme are as follows:

Date of change	Person whose relevant interest changed	Nature of change (6)	Consideration given in relation to change (7)	Class and number of securities affected	Person's votes affected
Refer Annexure 1	Greencape Capital Pty Ltd	Refer Annexure 1	Refer Annexure 1	Refer Annexure 1	Refer Annexure 1

4. Present relevant interests

Particulars of each relevant interest of the substantial holder in voting securities after the change are as follows:

Holder of relevant interest	Registered holder of securities	Person entitled to be registered as holder (8)	Nature of relevant interest (6)	Class and number of securities	Person's votes
Greencape Capital Pty Ltd	Citicorp Nominees Pty Limited	Citicorp Nominees Pty Limited	Ordinary Fully Paid securities purchased and sold on market by Greencape Capital Pty Ltd	1,863,257 (Ordinary Fully Paid)	1,863,257
Greencape Capital Pty Ltd	J P Morgan Nominees Australia Limited	J P Morgan Nominees Australia Limited	As above	8,246,248 (Ordinary Fully Paid)	8,246,248
Greencape Capital Pty Ltd	National Nominees Limited	National Nominees Limited	As above	2,351,702 (Ordinary Fully Paid)	2,351,702
Greencape Capital Pty Ltd	HSBC Custody Nominees (Australia) Limited	HSBC Custody Nominees (Australia) Limited	As above	11,199,016 (Ordinary Fully Paid)	11,199,016

5. Changes in association

The persons who have become associates (2) of, ceased to be associates of, or have changed the nature of their association (9) with, the substantial holder in relation to voting interests in the company or scheme are as follows:

Name and ACN/ARSN (if applicable)	Nature of association
N/A	N/A

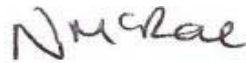
6. Addresses

The addresses of persons named in this form are as follows:

Name	Address
Greencape Capital Pty Ltd	Level 2, 5 Martin Place, Sydney NSW 2000

Signature

print name Naomi McRae Capacity Company Secretary



sign here _____ date 12/01/2018

DIRECTIONS

(1) If there are a number of substantial holders with similar or related relevant interests (eg. a corporation and its related corporations, or the manager and trustee of an equity trust), the names could be included in an annexure to the form. If the relevant interests of a group of persons are essentially similar, they may be referred to throughout the form as a specifically named group if the membership of each group, with the names and addresses of members is clearly set out in paragraph 6 of the form.

(2) See the definition of "associate" in section 9 of the Corporations Act 2001.

(3) See the definition of "relevant interest" in sections 608 and 671B(7) of the Corporations Act 2001.

(4) The voting shares of a company constitute one class unless divided into separate classes.

(5) The person's votes divided by the total votes in the body corporate or scheme multiplied by 100.

(6) Include details of:

(a) any relevant agreement or other circumstances because of which the change in relevant interest occurred. If subsection 671B(4) applies, a copy of any document setting out the terms of any relevant agreement, and a statement by the person giving full and accurate details of any contract, scheme or arrangement, must accompany this form, together with a written statement certifying this contract, scheme or arrangement; and

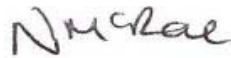
(b) any qualification of the power of a person to exercise, control the exercise of, or influence the exercise of, the voting powers or disposal of the securities to which the relevant interest relates (indicating clearly the particular securities to which the qualification applies).

See the definition of "relevant agreement" in section 9 of the Corporations Act 2001.

(7) Details of the consideration must include any and all benefits, money and other, that any person from whom a relevant interest was acquired has, or may, become entitled to receive in relation to that acquisition. Details must be included even if the benefit is conditional on the happening or not of a contingency. Details must be included of any benefit paid on behalf of the substantial holder or its associate in relation to the acquisitions, even if they are not paid directly to the person from whom the relevant interest was acquired.

(8) If the substantial holder is unable to determine the identity of the person (eg. if the relevant interest arises because of an option) write "unknown".

(9) Give details, if appropriate, of the present association and any change in that association since the last substantial holding notice.



Naomi McRae
Company Secretary of Greencape Capital Pty Ltd

Transactions:
Company
Name/Scheme: Speedcast International Limited (SDA)
As at: 10/01/2018
Class of security: Ordinary Fully Paid

Date of Change	Holder of relevant interest	Nature of Change	Consideration	Number of Securities	Person's Votes Affected
31/08/2017	Greencape Capital Pty Ltd	Buy	6,296.84	1,793	1,793
31/08/2017	as above	Buy	231,634.39	65,957	65,957
31/08/2017	as above	Buy	99,105.82	28,220	28,220
31/08/2017	as above	Buy	109,132.29	31,075	31,075
31/08/2017	as above	Buy	141,248.62	40,220	40,220
31/08/2017	as above	Buy	60,014.86	17,089	17,089
31/08/2017	as above	Buy	23,930.09	6,814	6,814
31/08/2017	as above	Buy	390,948.22	111,321	111,321
31/08/2017	as above	Buy	312,717.14	89,045	89,045
31/08/2017	as above	Buy	11,866.71	3,379	3,379
31/08/2017	as above	Buy	231,925.88	66,040	66,040
31/08/2017	as above	Buy	5,425.89	1,545	1,545
31/08/2017	as above	Buy	5,183.56	1,476	1,476
01/09/2017	as above	Buy	5,055.08	1,374	1,374
01/09/2017	as above	Buy	185,904.92	50,530	50,530
01/09/2017	as above	Buy	79,542.14	21,620	21,620
01/09/2017	as above	Buy	87,588.33	23,807	23,807
01/09/2017	as above	Buy	113,364.11	30,813	30,813
01/09/2017	as above	Buy	48,166.78	13,092	13,092
01/09/2017	as above	Buy	19,204.90	5,220	5,220
01/09/2017	as above	Buy	313,772.04	85,285	85,285
01/09/2017	as above	Buy	250,980.84	68,218	68,218
01/09/2017	as above	Buy	9,525.19	2,589	2,589
01/09/2017	as above	Buy	186,140.39	50,594	50,594
01/09/2017	as above	Buy	4,352.38	1,183	1,183
01/09/2017	as above	Buy	4,161.06	1,131	1,131
04/09/2017	as above	Buy	2,755.75	773	773
04/09/2017	as above	Buy	101,356.52	28,431	28,431
04/09/2017	as above	Buy	43,364.66	12,164	12,164
04/09/2017	as above	Buy	47,753.18	13,395	13,395
04/09/2017	as above	Buy	61,806.41	17,337	17,337
04/09/2017	as above	Buy	26,259.79	7,366	7,366
04/09/2017	as above	Buy	10,470.41	2,937	2,937
04/09/2017	as above	Buy	171,070.09	47,986	47,986
04/09/2017	as above	Buy	136,842.53	38,385	38,385
04/09/2017	as above	Buy	5,194.21	1,457	1,457
04/09/2017	as above	Buy	101,484.86	28,467	28,467
04/09/2017	as above	Buy	2,374.29	666	666
04/09/2017	as above	Buy	2,267.34	636	636
05/09/2017	as above	Buy	2,004.87	573	573
05/09/2017	as above	Buy	73,739.32	21,075	21,075
05/09/2017	as above	Buy	31,549.58	9,017	9,017
05/09/2017	as above	Buy	34,740.58	9,929	9,929
05/09/2017	as above	Buy	44,964.36	12,851	12,851
05/09/2017	as above	Buy	19,103.99	5,460	5,460
05/09/2017	as above	Buy	7,617.11	2,177	2,177
05/09/2017	as above	Buy	124,452.37	35,569	35,569
05/09/2017	as above	Buy	99,547.20	28,451	28,451
05/09/2017	as above	Buy	3,778.81	1,080	1,080
05/09/2017	as above	Buy	73,830.29	21,101	21,101
05/09/2017	as above	Buy	1,728.46	494	494

Date of Change	Holder of relevant interest	Nature of Change	Consideration	Number of Securities	Person's Votes Affected
05/09/2017	as above	Buy	1,651.48	472	472
08/09/2017	as above	Buy	1,377.90	386	386
08/09/2017	as above	Buy	50,671.89	14,195	14,195
08/09/2017	as above	Buy	21,682.36	6,074	6,074
08/09/2017	as above	Buy	23,874.15	6,688	6,688
08/09/2017	as above	Buy	30,899.32	8,656	8,656
08/09/2017	as above	Buy	13,129.36	3,678	3,678
08/09/2017	as above	Buy	5,233.18	1,466	1,466
08/09/2017	as above	Buy	85,526.44	23,959	23,959
08/09/2017	as above	Buy	68,416.87	19,166	19,166
08/09/2017	as above	Buy	2,595.17	727	727
08/09/2017	as above	Buy	50,736.15	14,213	14,213
08/09/2017	as above	Buy	1,185.14	332	332
08/09/2017	as above	Buy	1,135.16	318	318
12/09/2017	as above	Buy	1,602.88	439	439
12/09/2017	as above	Buy	58,974.18	16,152	16,152
12/09/2017	as above	Buy	25,229.79	6,910	6,910
12/09/2017	as above	Buy	27,785.63	7,610	7,610
12/09/2017	as above	Buy	35,960.67	9,849	9,849
12/09/2017	as above	Buy	15,280.27	4,185	4,185
12/09/2017	as above	Buy	6,093.85	1,669	1,669
12/09/2017	as above	Buy	99,531.71	27,260	27,260
12/09/2017	as above	Buy	79,618.07	21,806	21,806
12/09/2017	as above	Buy	3,019.54	827	827
12/09/2017	as above	Buy	59,047.21	16,172	16,172
12/09/2017	as above	Buy	1,380.15	378	378
12/09/2017	as above	Buy	1,318.08	361	361
30/11/2017	as above	Sell	664,528.00	-131,200	131,200
30/11/2017	as above	Sell	34,948.50	-6,900	6,900
30/11/2017	as above	Buy	699,476.50	138,100	138,100
07/12/2017	as above	Sell	37.99	-7	7
07/12/2017	as above	Sell	146.54	-27	27
07/12/2017	as above	Sell	75.99	-14	14
07/12/2017	as above	Sell	933.53	-172	172
07/12/2017	as above	Sell	43.42	-8	8
07/12/2017	as above	Sell	401.64	-74	74
07/12/2017	as above	Sell	1,535.98	-283	283
07/12/2017	as above	Sell	32.57	-6	6
07/12/2017	as above	Sell	2,594.35	-478	478
07/12/2017	as above	Sell	732.71	-135	135
07/12/2017	as above	Sell	721.86	-133	133
07/12/2017	as above	Sell	2,067.88	-381	381
07/12/2017	as above	Sell	1,535.98	-283	283
08/12/2017	as above	Sell	885.73	-164	164
08/12/2017	as above	Sell	3,386.30	-627	627
08/12/2017	as above	Sell	1,776.86	-329	329
08/12/2017	as above	Sell	21,900.24	-4,055	4,055
08/12/2017	as above	Sell	972.14	-180	180
08/12/2017	as above	Sell	9,354.19	-1,732	1,732
08/12/2017	as above	Sell	35,915.32	-6,650	6,650
08/12/2017	as above	Sell	777.72	-144	144
08/12/2017	as above	Sell	60,813.01	-11,260	11,260
08/12/2017	as above	Sell	17,206.95	-3,186	3,186
08/12/2017	as above	Sell	16,931.51	-3,135	3,135
08/12/2017	as above	Sell	48,434.37	-8,968	8,968
08/12/2017	as above	Sell	35,980.13	-6,662	6,662
11/12/2017	as above	Sell	4,736.03	-873	873
11/12/2017	as above	Sell	18,059.83	-3,329	3,329
11/12/2017	as above	Sell	9,472.05	-1,746	1,746
11/12/2017	as above	Sell	116,783.98	-21,527	21,527
11/12/2017	as above	Sell	5,180.88	-955	955
11/12/2017	as above	Sell	49,877.45	-9,194	9,194
11/12/2017	as above	Sell	191,529.63	-35,305	35,305
11/12/2017	as above	Sell	4,144.70	-764	764
11/12/2017	as above	Sell	324,301.08	-59,779	59,779
11/12/2017	as above	Sell	91,769.30	-16,916	16,916
11/12/2017	as above	Sell	90,288.28	-16,643	16,643
11/12/2017	as above	Sell	258,284.25	-47,610	47,610
11/12/2017	as above	Sell	191,822.58	-35,359	35,359
12/12/2017	as above	Sell	6,527.90	-1,198	1,198
12/12/2017	as above	Sell	24,880.13	-4,566	4,566
12/12/2017	as above	Sell	13,055.80	-2,396	2,396
12/12/2017	as above	Sell	160,925.32	-29,533	29,533

Date of Change	Holder of relevant interest	Nature of Change	Consideration	Number of Securities	Person's Votes Affected
12/12/2017	as above	Sell	7,138.19	-1,310	1,310
12/12/2017	as above	Sell	68,733.69	-12,614	12,614
12/12/2017	as above	Sell	263,927.76	-48,436	48,436
12/12/2017	as above	Sell	5,710.55	-1,048	1,048
12/12/2017	as above	Sell	446,877.94	-82,011	82,011
12/12/2017	as above	Sell	126,460.39	-23,208	23,208
12/12/2017	as above	Sell	124,417.02	-22,833	22,833
12/12/2017	as above	Sell	355,912.33	-65,317	65,317
12/12/2017	as above	Sell	264,330.99	-48,510	48,510
13/12/2017	as above	Sell	5,122.99	-948	948
13/12/2017	as above	Sell	19,530.06	-3,614	3,614
13/12/2017	as above	Sell	10,245.98	-1,896	1,896
13/12/2017	as above	Sell	126,307.69	-23,373	23,373
13/12/2017	as above	Sell	5,598.54	-1,036	1,036
13/12/2017	as above	Sell	53,948.13	-9,983	9,983
13/12/2017	as above	Sell	207,146.13	-38,332	38,332
13/12/2017	as above	Sell	4,479.92	-829	829
13/12/2017	as above	Sell	350,746.62	-64,905	64,905
13/12/2017	as above	Sell	99,249.86	-18,366	18,366
13/12/2017	as above	Sell	97,650.28	-18,070	18,070
13/12/2017	as above	Sell	279,348.97	-51,693	51,693
13/12/2017	as above	Sell	207,475.77	-38,393	38,393
14/12/2017	as above	Sell	203,703.28	-37,697	37,697
18/12/2017	as above	Sell	157,672.27	-29,191	29,191
19/12/2017	as above	Sell	4,137.54	-759	759
19/12/2017	as above	Sell	40,186.98	-7,372	7,372
19/12/2017	as above	Sell	154,364.46	-28,317	28,317
19/12/2017	as above	Sell	72,573.16	-13,313	13,313
19/12/2017	as above	Sell	3,897.68	-715	715
19/12/2017	as above	Sell	3,308.94	-607	607
19/12/2017	as above	Sell	261,455.25	-47,962	47,962
19/12/2017	as above	Sell	72,453.23	-13,291	13,291
19/12/2017	as above	Sell	207,672.72	-38,096	38,096
19/12/2017	as above	Sell	14,418.69	-2,645	2,645
19/12/2017	as above	Sell	7,680.88	-1,409	1,409
19/12/2017	as above	Sell	93,969.51	-17,238	17,238
19/12/2017	as above	Sell	154,140.96	-28,276	28,276
19/12/2017	as above	Sell	2,086.40	-379	379
19/12/2017	as above	Sell	20,291.43	-3,686	3,686
19/12/2017	as above	Sell	77,945.30	-14,159	14,159
19/12/2017	as above	Sell	36,646.79	-6,657	6,657
19/12/2017	as above	Sell	1,970.79	-358	358
19/12/2017	as above	Sell	1,673.52	-304	304
19/12/2017	as above	Sell	132,015.41	-23,981	23,981
19/12/2017	as above	Sell	36,586.23	-6,646	6,646
19/12/2017	as above	Sell	104,859.24	-19,048	19,048
19/12/2017	as above	Sell	7,283.12	-1,323	1,323
19/12/2017	as above	Sell	3,881.03	-705	705
19/12/2017	as above	Sell	47,442.09	-8,618	8,618
19/12/2017	as above	Sell	77,818.68	-14,136	14,136
20/12/2017	as above	Sell	50,965.24	-9,385	9,385
20/12/2017	as above	Sell	13,494.79	-2,485	2,485
20/12/2017	as above	Sell	461,087.46	-84,907	84,907
20/12/2017	as above	Sell	274,967.94	-50,634	50,634
20/12/2017	as above	Sell	7,266.01	-1,338	1,338
20/12/2017	as above	Sell	96,119.85	-17,700	17,700
20/12/2017	as above	Sell	165,668.26	-30,507	30,507
20/12/2017	as above	Sell	204,072.76	-37,579	37,579
20/12/2017	as above	Sell	6,956.47	-1,281	1,281
20/12/2017	as above	Sell	5,919.25	-1,090	1,090
20/12/2017	as above	Sell	70,895.18	-13,055	13,055
20/12/2017	as above	Sell	272,062.62	-50,099	50,099
20/12/2017	as above	Sell	134,839.32	-24,830	24,830
21/12/2017	as above	Sell	15,383.93	-2,889	2,889
21/12/2017	as above	Sell	4,073.63	-765	765
21/12/2017	as above	Sell	139,163.55	-26,134	26,134
21/12/2017	as above	Sell	82,990.13	-15,585	15,585
21/12/2017	as above	Sell	3,977.78	-747	747
21/12/2017	as above	Sell	29,010.60	-5,448	5,448
21/12/2017	as above	Sell	50,001.75	-9,390	9,390
21/12/2017	as above	Sell	61,594.28	-11,567	11,567
21/12/2017	as above	Sell	2,098.05	-394	394
21/12/2017	as above	Sell	21,395.85	-4,018	4,018

Date of Change	Holder of relevant interest	Nature of Change	Consideration	Number of Securities	Person's Votes Affected
21/12/2017	as above	Sell	82,111.50	-15,420	15,420
21/12/2017	as above	Sell	40,698.98	-7,643	7,643
21/12/2017	as above	Sell	43,918.06	-8,259	8,259
21/12/2017	as above	Sell	11,629.59	-2,187	2,187
21/12/2017	as above	Sell	397,331.07	-74,720	74,720
21/12/2017	as above	Sell	236,952.26	-44,560	44,560
21/12/2017	as above	Sell	11,353.08	-2,135	2,135
21/12/2017	as above	Sell	82,832.26	-15,577	15,577
21/12/2017	as above	Sell	142,761.61	-26,847	26,847
21/12/2017	as above	Sell	175,858.35	-33,071	33,071
21/12/2017	as above	Sell	5,992.94	-1,127	1,127
21/12/2017	as above	Sell	61,093.91	-11,489	11,489
21/12/2017	as above	Sell	234,447.67	-44,089	44,089
21/12/2017	as above	Sell	116,189.56	-21,850	21,850
21/12/2017	as above	Sell	60,534.00	-11,400	11,400
22/12/2017	as above	Sell	37,498.74	-7,055	7,055
22/12/2017	as above	Sell	9,928.79	-1,868	1,868
22/12/2017	as above	Sell	339,232.01	-63,823	63,823
22/12/2017	as above	Sell	202,301.83	-38,061	38,061
22/12/2017	as above	Sell	3,651.54	-687	687
22/12/2017	as above	Sell	70,718.74	-13,305	13,305
22/12/2017	as above	Sell	121,882.85	-22,931	22,931
22/12/2017	as above	Sell	150,138.45	-28,247	28,247
22/12/2017	as above	Sell	5,118.54	-963	963
22/12/2017	as above	Sell	6,048.70	-1,138	1,138
22/12/2017	as above	Sell	52,158.06	-9,813	9,813
22/12/2017	as above	Sell	200,165.12	-37,659	37,659
22/12/2017	as above	Sell	99,197.58	-18,663	18,663
02/01/2018	as above	Sell	26,975.44	-5,125	5,125
02/01/2018	as above	Sell	16,211.58	-3,080	3,080
02/01/2018	as above	Sell	4,279.23	-813	813
02/01/2018	as above	Sell	2,247.51	-427	427
02/01/2018	as above	Sell	22,475.15	-4,270	4,270
02/01/2018	as above	Sell	77,157.65	-14,659	14,659
02/01/2018	as above	Sell	57,277.41	-10,882	10,882
02/01/2018	as above	Sell	43,618.62	-8,287	8,287
02/01/2018	as above	Sell	2,205.41	-419	419
02/01/2018	as above	Sell	146,241.08	-27,784	27,784
02/01/2018	as above	Sell	52,519.20	-9,978	9,978
02/01/2018	as above	Sell	86,326.66	-16,401	16,401
02/01/2018	as above	Sell	1,600.10	-304	304
03/01/2018	as above	Sell	273,814.39	-51,354	51,354
03/01/2018	as above	Sell	164,553.10	-30,862	30,862
03/01/2018	as above	Sell	43,444.32	-8,148	8,148
03/01/2018	as above	Sell	228,183.99	-42,796	42,796
03/01/2018	as above	Sell	783,266.77	-146,902	146,902
03/01/2018	as above	Sell	581,417.04	-109,045	109,045
03/01/2018	as above	Sell	9,389.48	-1,761	1,761
03/01/2018	as above	Sell	22,377.98	-4,197	4,197
03/01/2018	as above	Sell	1,092,282.37	-204,858	204,858
03/01/2018	as above	Sell	533,152.68	-99,993	99,993
03/01/2018	as above	Sell	876,297.77	-164,350	164,350
03/01/2018	as above	Sell	16,235.64	-3,045	3,045
03/01/2018	as above	Sell	25,607.15	-4,773	4,773
03/01/2018	as above	Sell	486,331.89	-90,649	90,649
03/01/2018	as above	Sell	437,672.73	-82,038	82,038
10/01/2018	as above	Sell	44,151.01	-8,161	8,161
10/01/2018	as above	Sell	1,744,216.46	-322,406	322,406
10/01/2018	as above	Sell	837,305.70	-154,770	154,770
10/01/2018	as above	Sell	453,974.74	-83,914	83,914
10/01/2018	as above	Sell	2,953,427.20	-545,920	545,920
10/01/2018	as above	Sell	1,395,677.21	-257,981	257,981
10/01/2018	as above	Sell	86,743.94	-16,034	16,034
10/01/2018	as above	Sell	657,585.50	-121,550	121,550
10/01/2018	as above	Sell	327,754.03	-60,583	60,583
10/01/2018	as above	Sell	1,876,669.49	-346,889	346,889
10/01/2018	as above	Sell	1,061,176.91	-196,151	196,151
10/01/2018	as above	Sell	32,725.09	-6,049	6,049
10/01/2018	as above	Sell	45,709.09	-8,449	8,449

Total Number of Securities

-4,141,715