



The World's Newest Mineral Sands Producer

Investor Presentation
1 February 2016

Trevor Matthews – Managing Director



What makes MZI and Keysbrook compelling

- MZI is the world's newest producer of high value Zircon and TiO₂ products
- Focused on the Keysbrook Project, 70km from Perth
- Keysbrook is a high-margin long-life project with strong growth potential
- Construction completed and production commenced on budget and ahead of schedule
- Keysbrook will be the world's biggest primary producer of Leucoxene

Robust Economics*

Low LOM Operating costs
 Premium quality products
 Potential+30 year life, subject to land access and further approvals.

Low Risk

100%-owned Australian Project
 Construction complete
 Production underway
 Soft environmental footprint

High Value Products*

38 ktpa 88% TiO₂
 29 ktpa 70% TiO₂
 29 ktpa Zircon Concentrate
 (56% ZrO₂ + 11% Rutile Grade TiO₂)

Growth Potential

Significant potential to grow Resources through exploration
 Project expansion studies underway

Committed Sales

Offtakes cover +85% of output
 TiO₂ products L88 and L70 sales agreements with Chemours
 Zircon concentrate contract with Tricoastal/Wensheng

Strong Board and Management

Over 100 years of mineral sands experience within the company

Prime Australian Location

Keysbrook Project (100% MZI)

- High quality product mix
- Production commenced November 2015
- Potential multi-decade producer



70km from Perth

Western Australia

- Australia's largest minerals exporting State
- Major global producer of mineral sands
- Established workforce and infrastructure
- Broad community support for mining



The Keysbrook location advantage

- Mine located 70km south of Perth
- Near large population, mining and industrial centres
- No need for employee transport, accommodation or catering
- Connected to grid power, high standard road transport, product storage and port facilities
- Basic wet processing at mine site
- Dry processing de-risked via toll treatment agreement to utilise Doral plant at Picton



Soft environmental footprint minimises impacts

- Only small areas (30ha) opened for mining at any one time, average mining depth 2.2m
- No comminution of mined sand and chemical free processing
- Recycle >85% of annual water requirements
- No residual waste from processing
- After processing, sand and clay material is returned to the mined area
- Stockpiled topsoil is replaced and mine rehabilitation is complete within 2 to 3 growing seasons and returned to previous land use
- Disturbed areas revegetated to better than pre-mining state
- Comprehensive noise, dust, water and transport management plans in place



Nearby post-mining rehabilitated pasture



Rehabilitation progress at MZI's Tiwi Islands project

- 155Mt Global Mineral Resource*, including Ore Reserves of 26Mt, with significant exploration upside
- High value product mix and potential +30* years LoM at initial planned production rate
- Low cost mining – free dig sand, average depth 2.2m with nil strip ratio
- Low slimes
- Simple conventional processing flowsheet
- Offtake agreements for +85% of production under five year sale agreements with Chemours and Tricoastal-Wensheng
- LOI with Jinzhou Titanium regarding potential L88 supply

*Refer ASX release 7 August 2015, and slides 23-24

Keysbrook: Delivered early and on Budget

- ✓ Siteworks commenced February 2015 with total capital development budget of \$75.6m
- ✓ Mining and wet processing commenced late October 2015, ahead of schedule and on budget
- ✓ First HMC concentrate produced late October 2015
- ✓ Dry plant commissioning commenced and first saleable zircon and leucoxene produced November 2015
- ✓ Nameplate throughput capacity attained December 2015
- ✓ First sales completed ahead of schedule December 2015

Operational performance ramping up

- Nameplate throughput achieved at WCP and MSP in December 2015, within 7 weeks of start-up
- Operating costs tracking to plan, benefiting from lower power and fuel costs
- Production volumes ramping up:

		December Quarter 2015
Ore Mined	(tonnes)	618,480
WCP Ore Processed	(tonnes)	599,369
HMC Production	(tonnes)	16,008
MSP HMC Processed	(tonnes)	9,011
Zircon concentrate	(tonnes)	1,775
L70 production	(tonnes)	2,316
L88 production	(tonnes)	1,795

- Initial commissioning priority was achieving nameplate throughput
- Focus now on maximising HM recoveries

Project delivered on budget and ahead of schedule

✓ *Continuous mining commenced October 2015*



Project delivered on budget and ahead of schedule

✓ *First ore fed into Keysbrook MFU in October 2015*



Project delivered on budget and ahead of schedule

✓ *HMC production commenced at Keysbrook in late October 2015*



Project delivered on budget and ahead of schedule

✓ *HMC processing at Picton MSP commenced early November 2015*



Expansion potential

- Potential for cost effective recovery improvements to increase production
- Large resource base and exploration upside provides substantial scope to increase annual production rate
- Significant processing capacity available at Picton MSP
- Potential to expand mine output via addition of second MFU and concentrator expansion at Keysbrook
- Expansion/optimisation studies underway



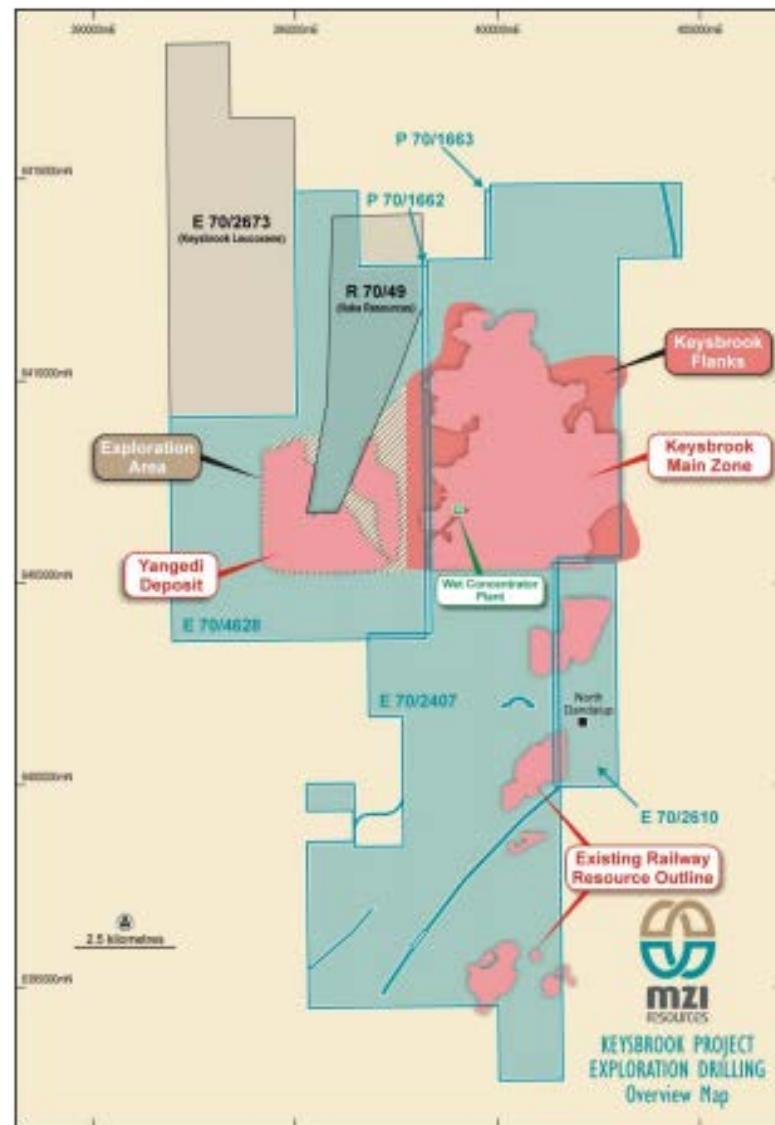
Keysbrook WCP



Picton MSP

Expanding resources a platform for growth

- Keysbrook Global Mineral Resource increased by **68%** to **155Mt @ 2.0% HM** in August 2015*
- Total contained HM increased to **3.1Mt** in the Keysbrook, Yangedi and Railway deposits
- Keysbrook Deposit increased **14%** to **90Mt @ 2.2% HM** containing **2.0Mt HM**
- Maiden Mineral Resource estimate for Yangedi Deposit of **51Mt @ 1.5% HM** containing **0.79Mt HM**
- Mineralisation remains open to the west, north and south
- Mineral Resources equivalent to +30* years of life at initial production rates, subject to land access and further approvals
- Increased resource base positive for ongoing capacity expansion studies
- Current Ore Reserves of 26Mt @ 2.6% HM to be updated in current half



*Refer ASX release dated 7 August 2015, and slides 23 - 24

- ✓ Market for premium mineral sands products remains relatively stable compared with other commodities
- ✓ Modest long term price growth forecast
- ✓ Broad demand for products used in everyday life

Zircon

- The zircon price has eased over the past year with premium grades currently selling for ~US\$1,000 pmt.
- Producers are reducing supply in response to soft market conditions
- Global consumption is currently assumed to be ~1.0 million tonnes per year, with demand growing in step with global GDP.

Titanium Dioxide

- Demand for chloride TiO_2 feedstock remains stable with conditions expected to improve through 2016.
- Modest price growth anticipated post 2016.



Zircon

- Architectural ceramics (tiles, bathroom fixtures)
- High performance refractories (kiln/furnace linings)
- Friction abrasives (brakes)
- Precision casting (auto manufacturing)
- Digital printing inks
- Zirconium metal (nuclear fuel rods)



TiO₂

- Leucoxene (L88 and L70) is a high value source of TiO₂
- Everyday pigments (paints, plastics, paper etc)
- Industrial uses (welding rods)
- Titanium metal applications (aerospace, industrial, medical)



Summary: MZI a rare gem in today's resources sector



- ✓ Keysbrook project construction completed and commissioning commenced on budget and ahead of schedule
- ✓ First production of saleable products achieved November 2015, first sales completed December 2015
- ✓ Globally competitive low cost producer
- ✓ Positive price/demand outlook for Keysbrook-type products
- ✓ Focused on higher-value end of mineral sands market:
Zircon, Leucoxene88, Leucoxene70
- ✓ Five year offtake contracts with blue chip customers (Chemours and Tricoastal/Wensheng)
- ✓ Long life asset with significant growth/expansion potential

Important Notice



Disclaimer

This presentation has been prepared by the management of MZI Resources Ltd (the 'Company') for the benefit of investors and not as specific advice for any particular party or person. The information is based on publicly available information, internally developed data and is based on the assumptions and limitations mentioned herein and is an expression of present opinion only. No warranties or representations can be made as to the origin, validity, accuracy, completeness, currency or reliability of the information. The Company disclaims and excludes all liability (to the extent permitted by the law), for losses, claims, damages, demands, costs and expenses of whatever nature arising in any way out of or in connection with the information, its accuracy, completeness or by reason of reliance by any person on any of it. Where the Company expresses or implies an expectation or belief as to the success of future exploration and the economic viability of future projects, such as expectation or belief is based on management's current predictions, assumptions and projections. However, such forecasts are subject to risks, uncertainties or other factors which could cause actual results to differ materially from future results expressed, projected or implied by such forecasts. Such risks include, but are not limited to, exploration success, commodity price volatility, changes to the current mineral resource estimates, changes to assumptions for capital and operating costs as well as political and operational risks and government regulation outcomes. For more detail of risks and other factors, refer to the Company's other Australian Securities Exchange announcements and filings. The Company does not have any obligation to advise any person if it becomes aware of any inaccuracy in, or omission from, any forecast or to update such forecast.

Forward-Looking Statements

This presentation contains forward looking statements concerning the projects owned by MZI Resources Ltd. Statements concerning mining reserves and resources may also be deemed to be forward looking statements in that they involve estimates based on specific assumptions. Forward-Looking statements are not statements of historical fact and actual events and results may differ materially from those described in the forward looking statements as a result of a variety of risks, uncertainties and other factors. Forward Looking statements are based on Management's beliefs, opinions and estimates as of the dates the forward looking statements are made and no obligation is assumed to update forward looking statements if these beliefs, opinions and estimates should change or to reflect other future developments.

Data and amounts shown in this presentation relating to capital costs, operating costs and project timelines are internally generated best estimates only. All such information and data is currently under review as part of MZI Resources Ltd's ongoing development and feasibility studies. Accordingly, MZI Resources Ltd cannot guarantee the accuracy and/or completeness of the figures or data included in the presentation until the feasibility studies are completed.

Competent Person's Statement – Exploration Results

The information in this report that relates to exploration results is based on information compiled or reviewed by Mr Stephen Harrison BSc (Hons) who is a member of the Australia Institute of Geoscientists. Stephen Harrison is a full time employee of MZI Resources Ltd. Stephen Harrison has sufficient experience which is relevant to the style of mineralisation and type of deposit under consideration and to the activity which he is undertaking to qualify as a Competent Person as defined in the 2012 edition of the 'Australasian Code for Reporting of Exploration Results, Mineral Resources and Ore Reserves'. Stephen Harrison consents to the inclusion of this information in the form and context in which it appears in this report.

Appendix

ASX	MZI
Issued Capital	84m FPO Shares
Current Price ¹	\$0.345
Market Capitalisation ¹	\$55.9m

Board & Executive Management

Mal Randall	Chairman
Trevor Matthews	Managing Director
Rod Baxter	Non-Executive Director
Nathan Wong	Non-Executive Director
Stephen Ward	Non-Executive Director
Maree Arnason	Non-Executive Director
Mike Ferraro	Chief Operating Officer
Peter Gazzard	Technical Director
John Traicos	Legal Manager / Company Secretary
John Westdorp	Chief Financial Officer

Major Shareholders

RCF ²	30.6%
Accent Resources	6.0%
Technical Investing	4.3%
Slade Technologies	2.8%
Xiang Lin	2.1%
Tricoastal	1.7%

Funding Structure

RCF	
Convertible Loan (fully drawn)	US\$21.0m
Bridge Facilities (undrawn) ³	US\$8.0m
RMB	
Project Facility (fully drawn)	US\$37.5m
Working Capital (fully drawn)	US\$3.0m
Bank Guarantee Facility	A\$11.5m
FX Hedge and Interest Rate Swap Facility	

¹As at 28 January 2016

²As at 7 January 2016

³Subject to approval of Tranche 3 Placement shares

Keysbrook Metrics*

Item	Result
Ore Mining Rate	4.5Mtpa
Average mining depth	2.2 metres
Strip Ratio	Nil
Mining Inventory	24.5 million dry tonnes (Reserve)
Mine Life	5.5 years (Reserve) +30 years (Resource)
Concentrator throughput	4.0Mtpa (dry)
Concentrator Recovery	L70 – 90% L88 – 71% Zircon – 98%
HMC Produced	111,000tpa (dry)
MSP contract	Toll treating – month on / month off
MSP throughput	111,000tpa (dry)
MSP Recovery	L70 – 99% L88 – 90% Zircon – 98%
Final Product*	L70 – 28,800tpa (dry) L88 – 38,400tpa (dry) Zircon con – 29,000tpa (dry)
Zircon concentrate composition	56% Zr, 11% L88



*Please refer to the Independent Expert Report attached to the Notice of Meeting dated 7 October 2014 (see ASX release dated 9 October 2014) for supporting information and details of Keysbrook production forecasts. All material assumptions underpinning the production forecasts in the Independent Expert's Report continue to apply and have not changed.

Keysbrook – A Simple Flowchart


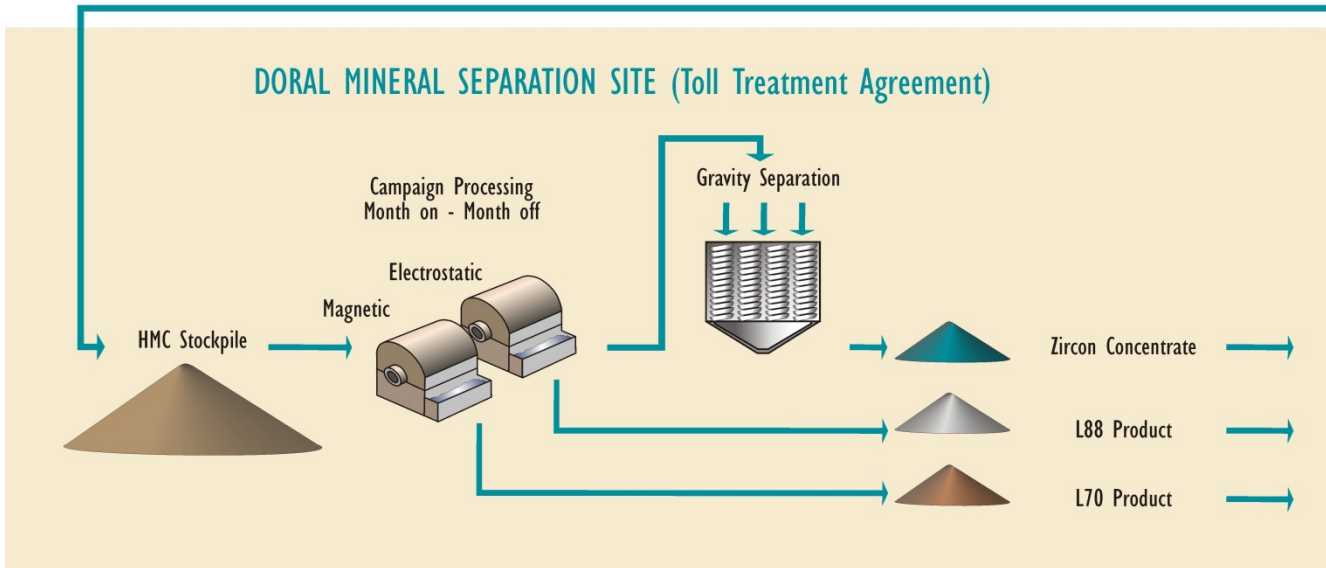
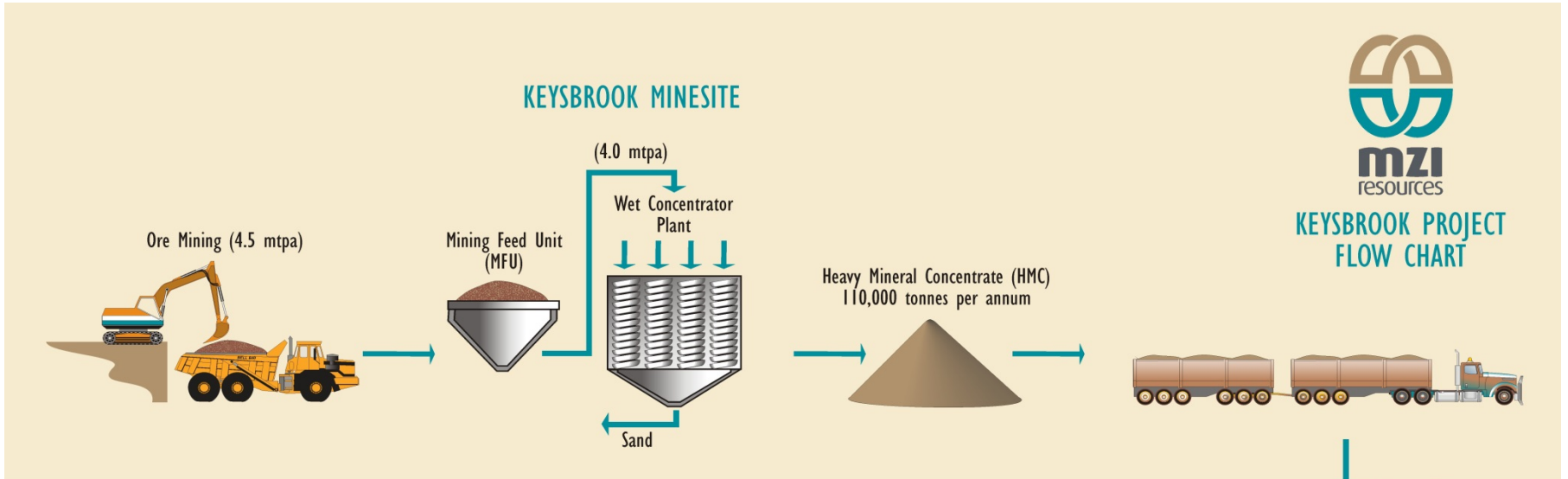


Table 1: Keysbrook Project –Global Mineral Resources (above a 1% THM cut-off grade and below a 20% slimes grade)

Category	Tonnes (Mt)	Total Heavy Mineral (%)	Heavy Mineral (kt)	Clay Fines (-45um)%
Measured	63.9	2.2	1,400	8.1
Indicated	29.2	2.2	655	10.5
Inferred	61.9	1.6	1,050	12.0
Total	155.0	2.0	3,105	10.1

Table 2: Keysbrook Project Component Resource Statement

Category	Tonnes (Mt)	Total Heavy Mineral (%)	Heavy Mineral (kt)	Clay Fines (-45um) %	L70 %	L88 %	Zircon %
Keysbrook Deposit							
Measured	63.9	2.2	1,400	8.1	26.1	50.1	13.6
Indicated	15.6	2.2	350	10.2	28.0	46.1	14.7
Inferred	10.8	2.4	260	11.9	26.4	48.7	14.3
Total	90.3	2.2	2,010	8.9	26.5	49.2	13.9
Yangedi Deposit							
Inferred	51.1	1.5	790	12.1	61.2	20.0	10.8
Total	51.1	1.5	790	12.1	61.2	20.0	10.8
Railway Deposit							
Indicated	13.6	2.2	305	11.0	-	-	-
Total	13.6	2.2	305	11.0	-	-	-

Notes relevant to Tables 1 and 2:

1. Reported above a cut-off grade of 1% HM and below a cut-off of 20 % clay fines.
2. Stratigraphic units reported within the Mineral Resource are Yoganup Sand and Guildford Clay for Keysbrook, Bassendean Sand for Yangedi and Yoganup Sand for Railway.
3. Keysbrook Project resource is classified and reported in accordance with the guidelines of JORC Code 2012. Railway Deposit resource is classified and reported in accordance with the guidelines of JORC Code 2004.
4. HM is reported as a percentage of the +45um to -2mm size fraction reported as a percentage of the total material.
5. L70%, L88% and Zircon% are the proportion of the total HM.
6. The terms L70 and L88 refer to MZI products. L70 comprises minerals with an average titanium dioxide content of between 65% and 85% and L88 comprises minerals with an average titanium dioxide content between 85% and 95%.
7. Inconsistencies in totals are due to rounding.

Refer Slide 25 for Competent Persons Information

Keysbrook Project – Ore Reserve Statement as at 17 October 2012

Classification	Ore Million tonnes	In situ THM tonnes	THM Assemblage					
			THM grade %	Magnetite %	L70 %	L88 %	Zircon %	Other %
Proved	23.0	610,000	2.7	0.26	27.8	46.6	14.6	10.8
Probable	2.8	68,000	2.5	0.26	27.4	46.5	15.0	10.8
Total	26.0	670,000	2.6	0.26	27.8	46.6	14.6	10.8

Note: L70 and L88 in the THM assemblage equates to the two Leucoxene products containing 70% TiO₂ and 88% TiO₂

Notes accompanying the Ore Reserve Statement:

1. Ore Reserves are based upon a cut-off grade of 1.0% THM and Mineral Resource material containing more than 20% slimes have been excluded from the Ore Reserves estimation.
2. The Ore Reserves are based upon a Leucoxene 70 price of US\$352 per tonne, a Leucoxene 88 price of US\$1,166 per tonne and a Zircon price of US\$1,777 per tonne.
3. Mineral Resources have been reported as inclusive of Ore Reserves.
4. The Total Heavy Mineral (THM) assemblage is reported as a percentage of in situ THM content.
5. Tonnes and grade data have been rounded to two significant figures. Discrepancies in summations may occur due to rounding.
6. This Ore Reserve statement have been compiled in accordance with the guidelines of the Australasian Code for Reporting of Exploration Results, Mineral Resources and Ore Reserves (the JORC Code - 2004 Edition).

Competent Persons Information



Competent Person's Statements – Mineral Resources (Tables 1 and 2)

The information in this report which relates to Mineral Resources is based upon information compiled by Mrs Christine Standing (in relation to the Keysbrook Project) who is a Member of the Australasian Institute of Mining. Mrs Standing is an employee of Optiro Pty Ltd and has sufficient experience relevant to the style of mineralisation, the type of deposit under consideration and to the activity undertaken to qualify as a Competent Person as defined in the 2012 edition of the Australasian Code for Reporting of Exploration Results, Mineral Resources and Ore Reserves. Mrs Standing consents to the inclusion in the report of a summary based upon her information in the form and context in which it appears.

The information in this report which relates to Mineral Resources is based upon information compiled by Mr John Baxter (in relation to the Railway Deposit) who is a Member of the Australasian Institute of Geoscientists. Mr Baxter is a Consulting Geologist with sufficient experience relevant to the style of mineralisation, the type of deposit under consideration and to the activity being undertaken to qualify as a Competent Person as defined in the 2004 edition of the Australasian Code for Reporting of Exploration Results, Mineral Resources and Ore Reserves. Mr Baxter consents to the inclusion in the report of a summary based upon his information in the form and context in which it appears.

For supporting information on Keysbrook Mineral Resources, refer ASX release - *MZI increases Keysbrook Mineral Resources by 68%* - dated 7 August 2015.

Competent Person's Statements – Ore Reserves

The information in this report which relates to Ore Reserves have been compiled by Mr Andrew Law of Optiro Pty Ltd, who is a Fellow of the Australasian Institute of Mining and Metallurgy. Mr Law has sufficient experience in Ore Reserve estimation relevant to the style of mineralisation and type of deposit under consideration to qualify as a Competent Person as defined in the 2004 Edition of the Australasian Code for Reporting of Mineral Resources and Ore Reserve. Mr Law consents to the inclusion in the report of the matters compiled by him in the form and context in which it appears.