



Mines and Money London

December 2015



Brian Wesson Managing
Director



DISCLAIMER

This presentation and these materials (together the “Presentation”) has been prepared by KBL Mining Limited ABN 38 129 954 365 (ASX:KBL) (“KBL”) as an Investor Presentation. By participating in this Presentation or reviewing or retaining these materials, you acknowledge and represent that you have read, understood and accepted the terms of this Important Notice and Disclaimer.

This Presentation should be read in conjunction with KBL’s statutory accounts lodged with the Australian Securities Exchange (“ASX”) on 29 August 2014, Annual Reports, and other periodic and continuous disclosure announcements that have been lodged by KBL to the ASX.

This Presentation is not intended as an offer, invitation, solicitation or recommendation with respect to the purchase or sale of any security in the United States or any other jurisdiction. Securities may not be offered or sold in the United States absent registration under the Securities Act of 1933 or an applicable exemption from registration.

This Presentation may contain forward looking statements concerning projected earnings, revenue, growth, outlook or other matters (“Projections”) for the current or future financial years. Any such Projections are based on assumptions which may differ materially from the actual circumstances which may arise. KBL undertakes no obligation to update any Projections for events or circumstances that occur subsequent to the date of this Presentation or to keep current any of the information provided. Past performance is no guarantee of future performance.

Recipients of this Presentation are advised that the information contained in this Presentation is not legal, tax, accounting, investment or financial product advice and should not be used as the basis for making investment decision in relation to KBL securities.

In addition, some of the financial data included in this presentation may be “non-GAAP” financial measures under Regulation G under the Securities Exchange Act of 1934. Certain of these measures may not be comparable to similarly titled measures of other companies.

The information contained in this Presentation is for information purposes only and does not constitute an offer to issue, or arrange to issue, securities or other financial products. KBL has no obligation to tell recipients if it becomes aware of any inaccuracy in or omission from the information in this Presentation. This Presentation has been prepared without taking into account the investment objectives, financial situation or particular needs of any particular person. You should consult your own advisors as to legal, tax, financial and related matters and conduct your own investigations, enquiries and analysis concerning any transaction or investment or other financial decision.

This Presentation, including opinions set out in it, is based on information compiled or prepared by KBL from sources believed to be reliable, although such information has not been verified in all instances. No representation or warranty, express or implied, is made as to the fairness, accuracy, completeness or correctness of the information, opinions or conclusions contained in this Presentation. To the maximum extent permitted by law, none of [Company short name], its directors, employees, advisors or agents, nor any other person, accepts any liability, including without limitation any liability arising out of fault or negligence, for any loss arising out of the use if the information contained in this Presentation. In particular, no representation or warranty, express or implied, is given to the accuracy, completeness, likelihood of achievement or reasonableness of any forecasts, Projections or prospectus referred to in this Presentation.



QUALIFICATIONS

The information within this presentation on the Mineral Hill and Sorby Hills Projects is extracted from the ASX Reports available on the KBL Mining Website: www.kblmining.com.au

Slide 7: The Pearse reserve grades are inclusive of Proven and Probable reserve categories. Please refer to slide 15 for the complete reserve statement

Slide 11: The global resources detailed are inclusive of Measured, Indicated and Inferred Resource categories. Please refer to slides 13 - 17 for complete resource/reserve statements

The information in this report that relates to Exploration Results and Exploration Targets, Mineral Resources is based on information compiled by Owen Thomas, BSc (Hons), who is a Member of the Australasian Institute of Mining and Metallurgy and is a full-time employee of the Company. Mr Thomas has sufficient experience which is relevant to the style of mineralisation and type of deposit under consideration and to the activity which he is undertaking to qualify as a Competent Person as defined in the 2012 Edition of the 'Australasian Code for Reporting of Exploration Results, Mineral Resources and Ore Reserves.' Mr Thomas consents to the inclusion in the announcement of the matters based on his information in the form and context that the information appears.



CORPORATE SNAPSHOT



JIM WALL
Non-Executive
Chairman



DAVID LAING
Non-Executive Director



BRIAN WESSON
Managing Director



LAWRENCE ROULSTON
Non-Executive Director



IVO POLOVINEO
Company Secretary



BOB BESLEY
Non-Executive Director



OLIVER RODZ
Non-Executive Director



GREG STARR
Non-Executive Director

MARKET CAPITALISATION

Shares Outstanding	620.9M
--------------------	--------

Market Capitalisation (2.3c)	\$14.28M
------------------------------	----------

Options	101.1M
---------	--------

Convertible Note 2017	\$11.1M
-----------------------	---------

MAJOR SHAREHOLDERS

Citicorp Nominees	7.8%
-------------------	------

BNP Paribas Nominees	7.3%
----------------------	------

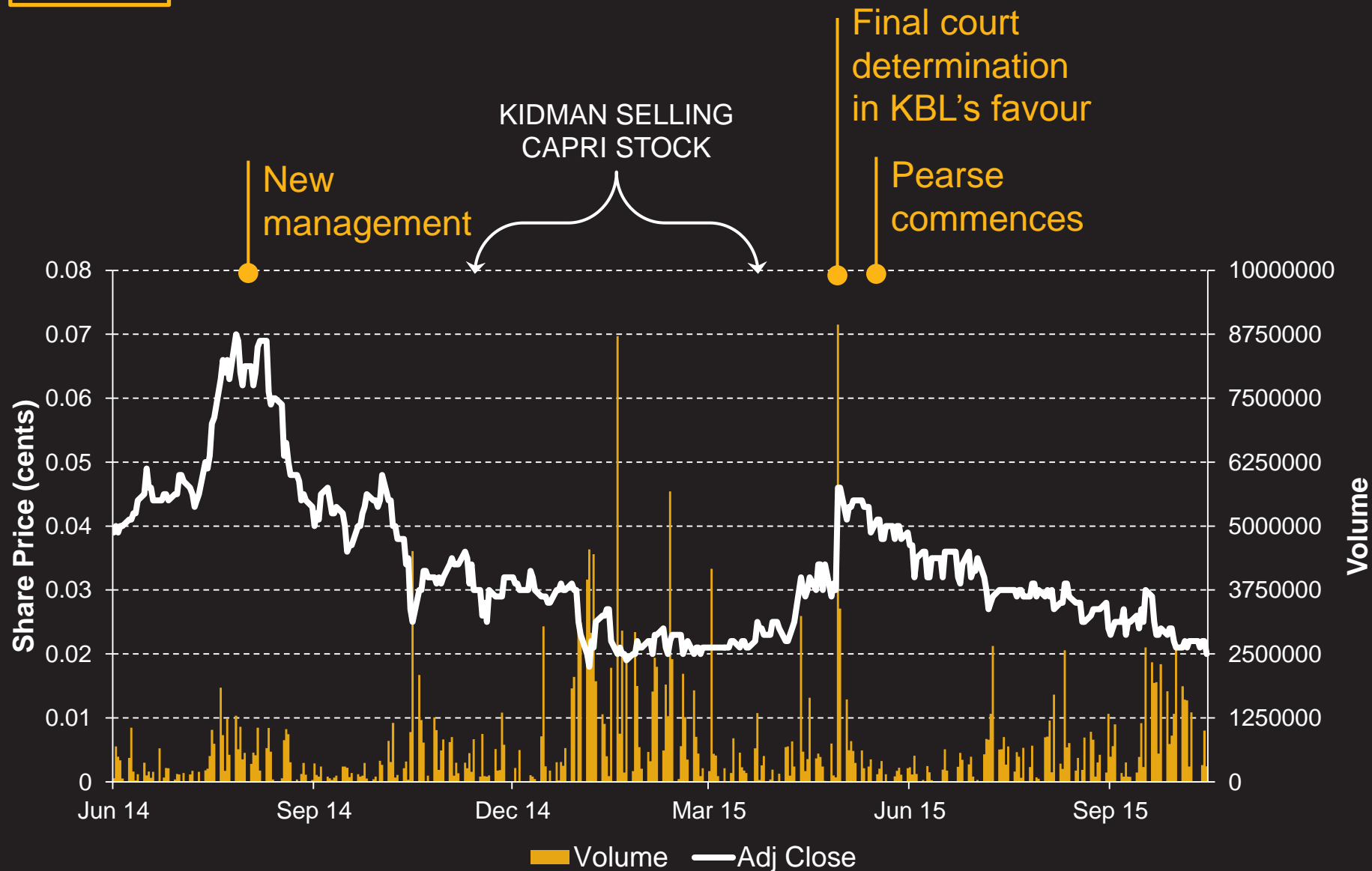
HSBC Custody Nominees	7.3%
-----------------------	------

Yuguang Australia	3.3%
-------------------	------

ASX:KBL



KBL SHARE PRICE



ASX:KBL

PROJECT OVERVIEW



SORBY HILLS

Pb-Ag

KBL Ownership 75%

Targeting +10 year mine life



ASX:KBL

MINERAL HILL

Cu-Pb-Zn-Ag-Au

Annual Production 300kt to 330kt

KBL Ownership 100%

Annual Turnover 2014/15 \$23 million, projected to increase to \$60 million for 2015/16

Targeting +10 year mine life

THE MINERAL HILL MINE

Open cut gold silver producer

CURRENT OPERATIONS

- Pearse Open Pit in Operation
 - Shallow, **high grade gold-silver**
 - Pearse main pit extended to starter pit depth. **over 600,000 BCM moved some 60% of over pit tonnes** deposit (6.9 g/t Au, 71.7 g/t Ag)
- CIL circuit commissioning – expected to increase gold recoveries by 15%
- Flotation plant capacity doubled
 - Third consignment of Pearse concentrate ready for shipment– **700 DMT grading 68g/t Au & 370g/t Ag**
- Southern Ore Zone Underground
 - Development access to G copper-gold resources on 60 and 25 levels developed.
 - Decline approaching 925mRL but **underground is only 350 metres**





Projects

KBL has successfully transformed the company over 17 months from an underground copper/gold lead zinc producer to open cut gold silver



G Lode development



Pearse
Opencut



Doubled flotation



CIL plant
commissioned



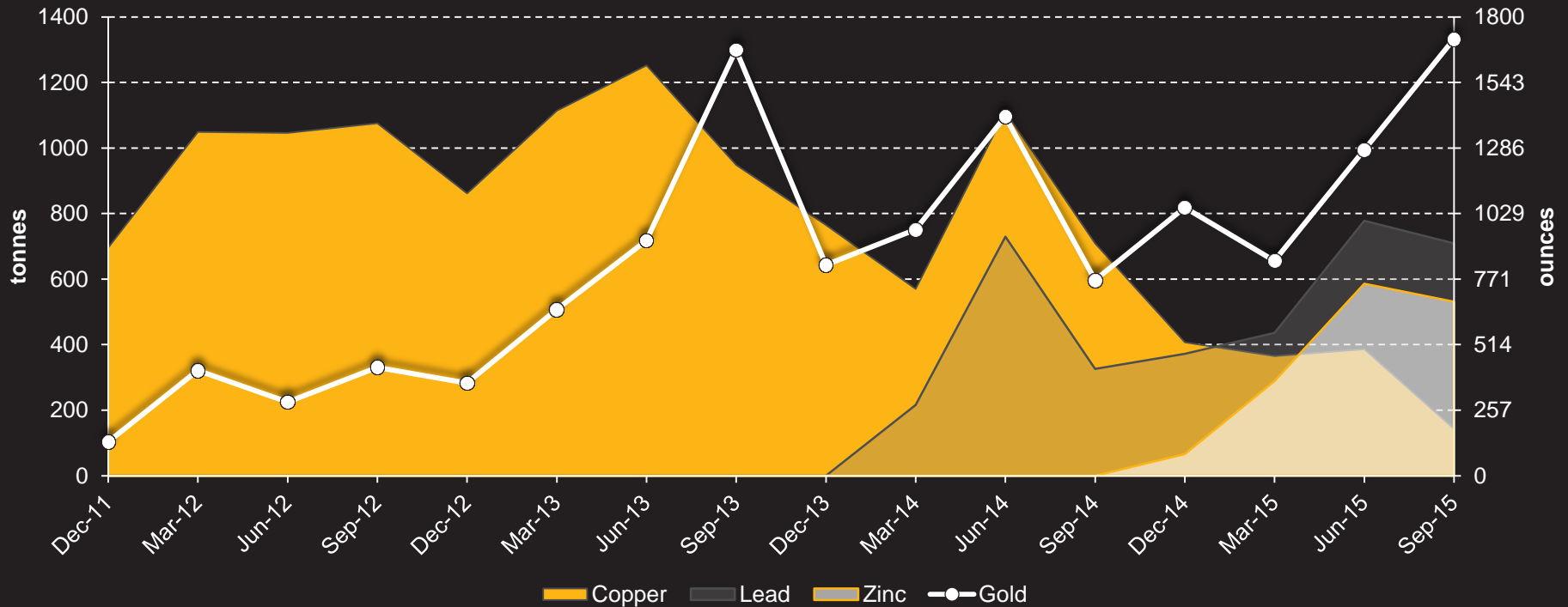


THE MINERAL HILL PROJECT

PRODUCT DIVERSIFICATION

THREE

PRODUCT
STREAMS



ASX:KBL

THE MINERAL HILL PROJECT

EXPLORATION UPSIDE

- KBL's exploration investment has successfully increased the shallow resource base through considered capitalisation on existing data as well as a moderate component of additional drilling - just 14% of total metres drilled at Mineral Hill
- Significant potential exists at depth with just 2% of drill holes testing beyond 350 metres below surface - the average drill hole depth is just 90 metres
- Successful development of a sequential float (producing separate saleable copper and lead concentrates) increases opportunity to exploit a greater proportion of the metal

ASX:KBL





THE SORBY HILLS PROJECT

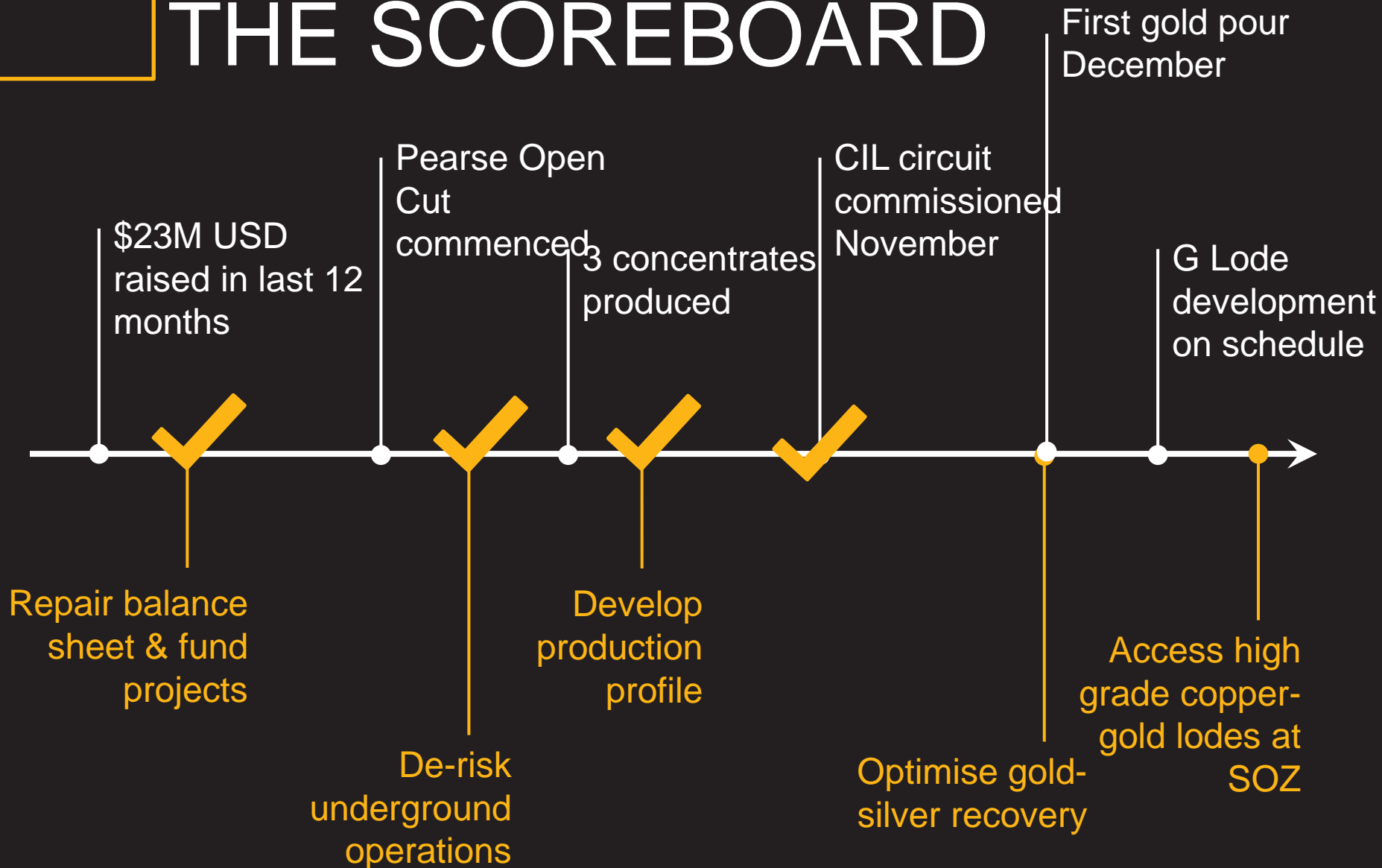
- Largest undeveloped near surface silver-lead-zinc resource in Australia, located 50km north of Kununurra, WA
- Global Resource - **16.5Mt at 4.7% Pb, 0.7% Zn & 53g/t Ag**
- KBL have a substantial footprint in an emerging mining district
- Opportunity to develop remaining Resource base for multi-decade operation
- JORC compliant resources extend over a strike length of 10km
- Stage 1 project development (C & DE deposits) only accounts for 1.5km of this trend
- Environmental approval received



ASX:KBL



THE SCOREBOARD



ASX:KBL

MINERAL HILL RESOURCES

Category	Tonnes	Grade					Contained metal				
	(thousands)	Copper %	Lead %	Zinc %	Silver g/t	Gold g/t	Copper (kt)	Lead (kt)	Zinc (kt)	Silver (oz)	Gold (oz)
Pearse	Cut-off Grade 1g/t Au Oxide-Transitional & 2g/t Au Fresh (As released 19 November 2011)										
Measured	226	-	-	-	84.0	6.7	-	-	-	611,430	48,769
Indicated	71	-	-	-	67.0	5.7	-	-	-	153,803	13,085
Total	298	-	-	-	80.0	6.5	-	-	-	765,232	61,853
Pearse North	Cut-off Grade 1g/t Au Oxide-Transitional & 2g/t Au Fresh (As released 19 November 2011)										
Inferred	203	-	-	-	21.1	2.1	-	-	-	137,711	13,706
Parkers Hill Sulphide	Cut-off Grade 0.6% Cu (As released on 19 September 2011. Adjusted for depletion from mining activities till 30 November 2013)										
Indicated	1,128	1.8	1.3	1.2	37.0	0.3	20.0	14.2	13.7	1,357,806	9,415
Inferred	50	1.6	1.1	2.4	48.0	0.2	0.8	0.6	1.2	77,162	322
Total	1,178	1.8	1.3	1.3	38.0	0.3	20.8	15.0	14.9	1,434,968	9,737
Parkers Hill Oxide	Cut-off Grade 0.6% Cu, 2% Pb, 100g/t Ag (As released on 13 September 2011)										
Indicated	900	0.7	3.7	0.4	66.6	0.04	5.9	33.6	3.4	1,925,957	1,157
Inferred	200	1.8	3.9	0.3	86.0	0.05	3.6	7.8	0.6	552,992	302

MINERAL HILL RESOURCES

Category	Tonnes	Grade					Contained metal				
	(thousands)	Copper %	Lead %	Zinc %	Silver g/t	Gold g/t	Copper (kt)	Lead (kt)	Zinc (kt)	Silver (oz)	Gold (oz)
Southern Ore Zone		Cut-off grade 1.5% Cu Eq. (As released 19 August 2014. Adjusted for depletion from mining activities until 31 May 2014)									
Measured	553	1.2	0.6	0.5	12.0	2	6.5	3.0	2.5	213,352	35,559
Indicated	705	1.1	1.6	1.3	22.0	1.6	7.5	11.5	9.4	498,658	36,266
Inferred	726	1.2	1.7	1.4	21.0	1.8	8.7	12.1	10.4	490,170	42,015
Total	1,985	1.2	1.4	1.1	19.0	1.8	22.8	26.7	22.2	1,202,180	113,839
Category	Tonnes	Grade					Contained metal				
	(thousands)	Copper %	Lead %	Zinc %	Silver g/t	Gold g/t	Copper (kt)	Lead (kt)	Zinc (kt)	Silver (oz)	Gold (oz)
Iron Duke		Cut-off grade 1.5% Cu Eq. (As released 19 August 2014. Adjusted for depletion from mining activities until 31 May 2014)									
Inferred	494	1.5	-	-	-	0.8	7.4	-	-	-	12,359

The Parkers Hill Sulphide Mineral Resource estimate of 1,178 thousand tonnes at 1.8% copper, 1.3% lead, 1.3% zinc, 38.0g/t silver and 0.3g/t gold was adjusted for mining at Parkers Hill up until November 2013. Production records and a survey of mine voids indicate that an additional 25 thousand tonnes at 1.1% Cu, 1.3% Pb, 0.8% An, 16.8g/t Ag and 0.43g/t Au was mined up to June 30 2015.

The SOZ Mineral Resource estimate (released 19 August 2014) has been depleted for mining up until 31 May 2014.

Production records from 2014–15 indicate that approximately 274kt at 1.0% Cu, 1.3% Pb, 1.1% Zn, 18.3g/t Ag and 0.8g/t Au has been mined at the SOZ since estimation of the resource, predominantly from a mix of measured and indicated resource categories.

The SOZ ore was periodically blended with Parkers Hill Northeast (PHNE) Lodes — however a relatively small amount of PHNE was mined and this is not regarded as material. For resource depletion purposes, total Mineral Hill production from the year is attributed to the SOZ.

Depletion of the SOZ Mineral Resource by resource category for all recent mining will require the acquisition of accurate complete void surveys and is expected to be undertaken in FY2016 in conjunction with re-estimation of the Mineral Resource to incorporate new drilling.



MINERAL HILL RESERVES

Category	Oxidation	Tonnes	Grade		Contained metal	
		(thousands)	Silver g/t	Gold g/t	Silver (oz)	Gold (oz)
Pearse Cut-off Grade 1g/t Au Oxide, 2g/t Au Primary (As Released 20 October 2011)						
Probable	Primary	28	76.0	6.9	68,417	6,212
	Oxide	18	14.0	4.4	8,102	2,546
Sub Total		47	51.7	5.9	76,519	8,758
Proven	Primary	152	91.0	7.3	444,709	35,674
	Oxide	36	16.1	6.5	18,519	7,523
Sub Total		189	77.0	7.2	463,228	43,198
Total		235	71.7	6.9	539,746	51,956





SORBY HILLS RESOURCES

Category	Tonnes	Grade			Contained metal		
	(million)	Lead %	Zinc %	Silver g/t	Lead (t)	Zinc (t)	Silver (Moz)
Sorby Hills Global		Cut-off Grade 2.5% Pb (Updated to incorporate 29 November 2013 DE Resource Estimate)					
Indicated	4.9	5.1	0.4	62	247,350	19,400	9.7
Inferred	11.6	4.6	0.8	49	534,980	93,040	18.3
Total	16.5	4.7	0.7	53	782,330	112,440	28.0
DE Deposit		Cut-off Grade 1% Pb (As released on 29 November 2013)					
Indicated	4.2	4.1	0.5	44	165,300	17,900	5.8
Inferred	1.7	2.2	0.2	31	36,700	3,600	1.6
Total	5.8	3.5	0.4	41	202,000	21,500	7.4



SORBY HILLS RESERVES

Category	Tonnes	Grade			Contained metal		
	(million)	Lead %	Zinc %	Silver g/t	Lead (t)	Zinc (t)	Silver (Moz)
DE Deposit (Stage 1)		Cut-off Grade 2% Pb (As released on 29 November 2013)					
Probable	2.4	5	-	54	120,000	-	4.2
Total	2.4	5	-	54	120,000	-	4.2



VALUE PROPOSITION

2015 → 2016

Profit

- + USD23M (AUD30M) raised on 16th March from Quintana through a participative metal stream
- + KBL has repaid the Capri debt of AUD 12.6M and repaired the balance sheet

+ Capri/RIKID/Kidman litigation complete in favour of KBL, AUD 3M returned and costs awarded

- + Convertible notes deferred to 2017

- + Production from the Pearse open cut well underway
- + CIL Commissioned
- + Flotation plant capacity doubled
- + Capability to treat oxide gold and sulphide copper/gold, lead and zinc concurrently

- + G copper gold lode developed being drilled for mine planning.
- + Pearse North drilling underway
- + Sorby lead silver project-environmental approval complete and undergoing preparatory work for attaining the construction license in 6 months and mine development license in 12 months

ASX:KBL

CONTACT US

(02) 9927 2000

info@kblmining.com.au

www.kblmining.com.au



@KBL_Minin

g



ASX:KBL