



INDOCHINE MINING LIMITED

ASX:IDC

ACN 141 677 385

30 April 2012

Company Announcements Office
Australian Securities Exchange

14 Pages

Quarterly Activities Report

For Quarter Ended 31 March 2012

Corporate Summary*

Shares on Issue:

491.3 Million

Market Capitalisation:

A\$74 Million

Cash (31 Mar 2012):

A\$3.4 million

Top Shareholders:

Och-Ziff Capital 10%

Baker Steel Capital 8.4%

SH Koh 7.1%

HH Koh 5.4%

Jabre Capital 4.2%

Maple Leaf Capital 2.6%

BlackRock 2.5%

* As at 30 Apr 2012

Highlights & Achievements

PNG Project Development – Drilling Confirms High Grade

- High grade gold & silver mineralisation confirmed; Assays up to 12 metres (m) at 10 grams/tonne (g/t) gold within a 36m zone at 6 g/t gold, 232 g/t silver; 27 holes with assays pending.
- First phase PFS drill campaign completed for 3450 metres (29 holes), mainly for metallurgical test work; Second phase infill & extension drilling commenced; Three drill rigs currently operating.
- Pre-Feasibility Study (PFS) well advanced with initial mine plans, pit shells and infrastructure, due for completion August 2012.
- Potential for high grade open cut gold mine being investigated.

Cambodia – Gold in Vein Samples

- Rockchip assays from gold-bearing veins in the Kratie North area returned 10 – 114 g/t gold in 30 samples.

Corporate

- Cash position: \$3.4 million at 31 March 2012.
- Discovery Award – Asia Mining Awards, Hong Kong, in recognition of gold veins discovered in Cambodia & the re-awakening of Mt Kare.

INDOCHINE MINING LIMITED

AUSTRALIA: Suite 1, Level 3, 275 George St, Sydney NSW 2000 T +61 2 8246 7007 Fax: +61 2 8246 7005
www.indochinemining.com info@indochinemining.com ASX:IDC

Project Development – Mt Kare, PNG

The Mt Kare Gold/Silver Deposit

Indochine Mining Limited (ASX:IDC, 'Indochine') is progressing one of the largest, near term gold projects in Papua New Guinea (PNG), the Mt Kare gold/silver deposit within EL1093 ('The Project'), through its wholly owned subsidiary, Summit Development Limited. The Project is located 15 kilometres from one of the world's Top 10 gold mines, Barrick's giant Porgera mine, which has produced over 500,000 ounces of gold per year for 21 years. Mt Kare shares similar geology, ore types, structures and age of mineralisation to Porgera, which has significant infrastructure (road & power).

In 9 months since shareholder approval in June 2011 to acquire the Project, Indochine has secured an experienced technical and management team, established a new camp on-site, completed an initial helicopter-supported drilling program, commenced an ethnographic study with local communities and advanced a Pre-Feasibility Study (PFS), scheduled for completion in August 2012.

Mt Kare has the potential for a high grade, large open cut mine, operating at 125-150,000 ozs gold & silver per year, which is being investigated in the PFS. Ongoing drilling is anticipated to both improve the quality and increase the current resource. The Project is developing as one of the next major gold projects in PNG.

PFS-stage Drilling Programme

Indochine's Pre-Feasibility Study (PFS) stage drilling programme, with 29 holes large diameter core holes completed for 3450 metres across the WRZ and BZ Zones of the project, has been completed. Three drill rigs continue to operate and are now focusing on the second phase of drilling with infill drillholes collared in the CZ Zone to produce resource extensions. Drilling data is being reviewed from the initial phase which may lead to some holes being re-drilled to provide more core for testwork across mineralised zones.

The current total JORC Mineral Resource is 1.8 million ounces gold and 20 million ounces silver in 28.3 million tonnes at 1.9 g/t gold which include 700,000 ounces gold at 3.7 g/t gold in 6 million tonnes (Indicated Resource).

Drilling confirmed high grade gold/silver assays

First assay results confirmed high grade gold/silver assays in the first two holes drilled. Best results include:

12.6 metres(m) at 10.1 g/t gold, 104 g/t silver from 72.7m, and

9.7 m at 7.8 g/t gold, 587 g/t silver from 58m, within a zone of

36.4 m at 6.2 g/t gold, 232 g/t silver from 56.8m (Drillhole 123SD11);

10 m at 4.4 g/t gold, 7.6 g/t silver from 74m (Drillhole 126SD12).

These two holes were designed to 'twin' previous drill holes for metallurgical test work. Only partial assays for the hole were available at the time. Results are consistent with past holes with variations due to the nature of gold mineralisation, core size and core recoveries.

With 27 holes still pending assays, results will be announced as they become available every few weeks, into July, with the next results anticipated in early May. High-grade zones of gold mineralisation reported from past exploration are anticipated to be repeated.

Reporting of assay results typically take about four months from drilling mainly due to the transport time from PNG as well as the careful preparation of samples for both metallurgical test work and assaying purposes.

Pre-Feasibility Study (PFS)

The Pre-Feasibility Study (PFS) is well advanced with the PFS consulting team expanded and completion scheduled for August 2012. Initial mine plans and scheduling have been completed with initial optimised pit shells and basic infrastructure plans. The Study Manager has begun compiling the documentation necessary. Initial mineralogy and metallurgical data will become available early in May to corroborate initial plans for the ore processing methodologies. The Environmental Impact Study is underway together with the Social Impact Study and the initial tailings study.

Project Management & Community Affairs

The project's experienced team has steered the project through logistical challenges. The high standard of camp accommodation and security has assisted the drilling and helicopter teams in the face of a 'mining boom' in PNG with respect to services and supplies.

The local community affairs team has completed a community awareness programme in nearby villages so that 'field-truthing' of the ethnographic study can continue. Local community support has been maintained due to this approach together with a keenness to see the project developed.

Exploration – Cambodia

Indochine holds the largest package of exploration leases in Cambodia in two large project areas – Kratie and Ratanakiri - spanning approximately 4000km². Cambodia has undergone very limited modern exploration and is within a region known for large gold and copper deposits.

Kratie

Mapping and rock chip sampling continue to identify new areas of outcropping gold-in-quartz veins, with 30 samples returning between 10 g/t gold and up to 114 g/t gold. The mineralisation occurs in intrusive rocks and a contact aureole over a 5km x 5km area, with veins carrying higher grades and calcic skarns displaying lower grades. Detailed mapping is ongoing with an emphasis on stratigraphy, intrusion characteristics and structures.

Results from detailed auger sampling may lead to further drilling of key targets. Gold mineralisation has been identified in all of the previous 16 drillholes, although the results are sub-economic at this stage. It clearly indicates the potential for a large and significant economic body of gold mineralisation to exist in the area.

The target is an Intrusion-related Gold Deposit with occurrences identified across north-eastern Cambodia, including Ok Vau (0.7Moz), located in a similar setting 100km along strike. Examples of deposits in similar settings are in Alaska (Donlin Creek – 32Moz; Pogo - 5Moz) and Kazakstan (Vasilkovskoe – 12Moz), which show high grade gold veins and/or low grade disseminated gold mineralisation.

Highlights from the Kratie North 2011 drilling include:

- KOC001 198.2m @ 0.3g/t Au & 1.1g/t Ag from 242m
- KOC002 4.65m @ 1g/t Ag from 37.35m
- KOC003 2m @ 0.8g/t Au & 0.2g/t Ag from 0m
- KOC003 1.9m @ 1g/t Au & 52.5g/t Ag from 64m
- KOC006 2m @ 2.2g/t Ag from 105m
- KOC009 2m @ 2.13g/t Ag from 118m
- KOC011 1m @ 7.7g/t Au & 0.9g/t Ag from 20m
- KOC011 37.8m @ 0.3g/t Au & 0.3g/t Ag from 6m
- KOC012 56m @ 0.3g/t Au & 1.5g/t Ag from 133m
- KOC016 0.7m @ 46.3g/t Au & 42.6g/t Ag from 61.8m

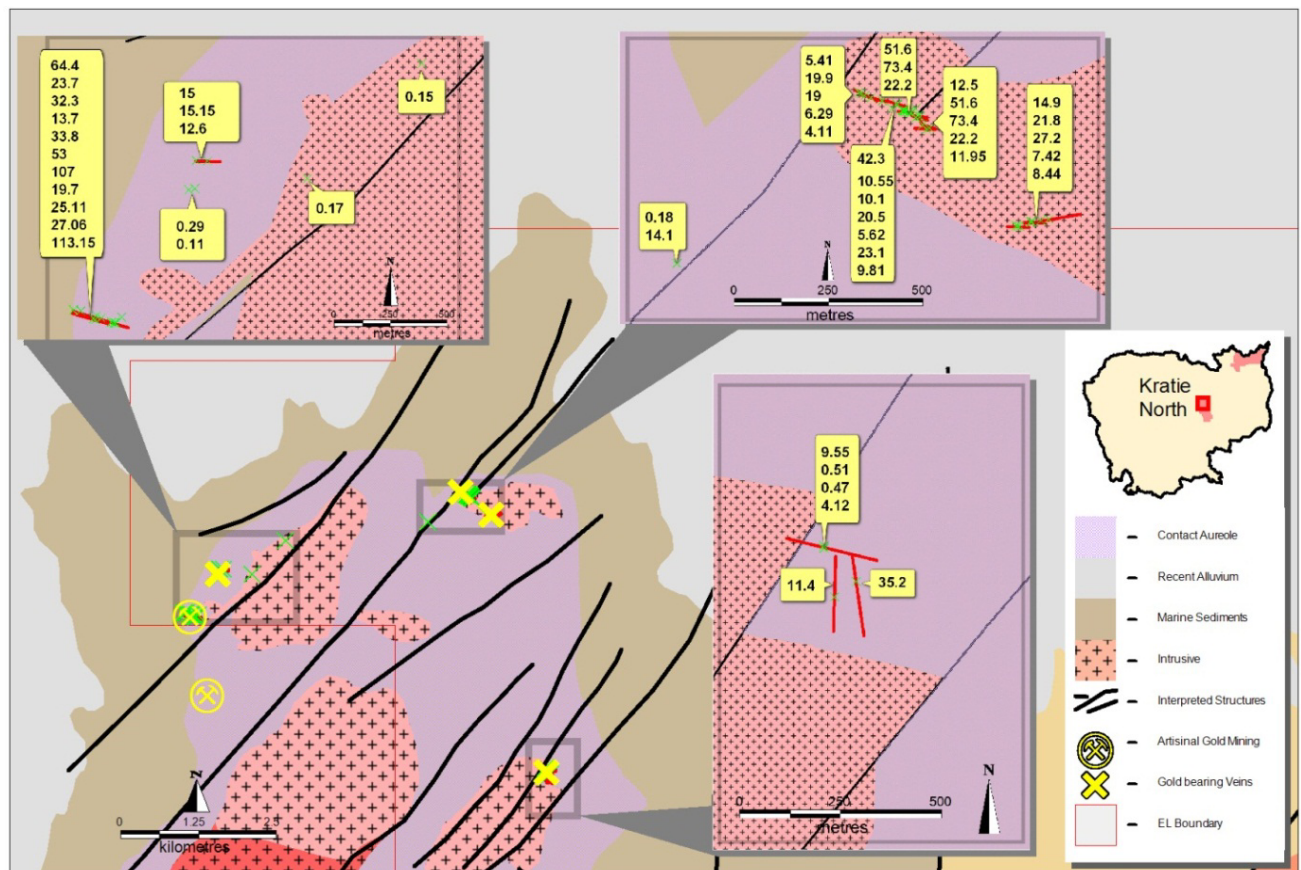


Figure 1: Gold in Rock chip samples of veins – Kratie North, Cambodia

Ratanakiri

At Ratanakiri, in northern Cambodia, on the border with Laos and Vietnam, three gold-copper anomalies indicate the potential for large island-arc style copper-gold deposits and gold veins. Access to the area has improved and two areas are being concentrated on for future drilling targets, once further results are to hand.

Corporate

Cash & Shares on Issue

Cash in bank was \$3.4 million at 31 March 2012.

The issued capital of Indochine is 491,333,324 million shares, comprised of 409,356,848 ordinary fully paid shares (quoted, including 68 million shares under voluntary escrow) and 81,976,476 ordinary fully paid shares (not quoted, under escrow).

Indochine Wins Prestigious Discovery Award – Mines & Money, Hong Kong

Indochine was presented with the ‘Discovery of the Year’ award at the inaugural Asia Mining Awards at the conclusion to this year’s Mines and Money Asia Conference in Hong Kong.

The award recognised the company’s exploration success in Cambodia, where shallow gold-bearing veins has been uncovered at its Kratie project, as well as its revitalisation of the Mt Kare project in Papua New Guinea.

Indochine’s Chairman Ian Ross said that to have been chosen for this award by our peers in the mining industry is a tribute to all the management and employees of Indochine Mining.

Stephen Promnitz
Chief Executive Officer
Indochine Mining Limited

For Further Details:

Company:

Stephen Promnitz, CEO
 +61 2 8246 7007

info@indochineminining.com

Media:

FCR - Robert Williams
 +61 2 8264 1003

Brokers:

Empire Securities
 +61 2 8252 9223

gerard@empiresecuritiesgroup.com

Brokers:

Petra Capital
 +61 2 9239 9600

fbarila@petracapital.com.au

Competent Person Statement

David Meade a full time employee of the Indochine Group (Indochine Resources (Cambodia) Ltd) is a member of the Australian Institute of Geoscientists and has sufficient experience relevant to the style of mineralisation and type of deposit under consideration and to the activity undertaken, being reported herein as Exploration Results, to qualify as a Competent Person as defined in the 2004 Edition of the Australasian Code for Reporting of Exploration Results, Mineral Resources and Ore Reserves (The JORC Code, 2004 Edition). David Meade has consented to the public reporting of these statements and results and the form and context in which they appear.

Table 1: PFS Stage Initial Drill Holes (as at 25 April 2012)

Hole	Zone	Target	Mt Kare Local Grid		RL	Azimuth (°)	Dip (°)	Depth (m)
			Easting	Northing				
122SD11	BZ*	Twins MK98-132	19469.7	84272.6	3068.3	135	-60	76.7
123SD11	BZ*	Twins MK98-132^	19469.7	84272.6	3068.3	135	-50	105.5
124SD11	WRZ*	DRT^	18933.1	84052.1	2940.2	315	-65	49
125SD11	WRZ		18897.6	84042.7	2937.3	315	-45	164.3
126SD12	WRZ*	Twins MK99-146^	18933.1	84052.1	2940.2	315	-65	213.4
127SD12	WRZ		18912.7	84087.7	2947.0	135	-70	170.3
128SD12	WRZ		18897.6	84042.7	2937.3	135	-45	132.6
129SD12	WRZ		18934.7	84097.5	2954.0	315	-65	167.6
130SD12	WRZ	DRT^	18987.3	84100.3	2968.6	315	-75	26
131SD12	WRZ		18836.2	84258.8	2918.9	135	-75	151.2
132SD12	WRZ		18912.7	84087.7	2947.0	315	-57.5	178.5
133SD12	WRZ*	Twins MK97-061	18831.5	83963.1	2858.0	315	-75	134.6
134SD12	WRZ	Redrill 130SD12^	18987.3	84100.3	2968.6	315	-75	188.6
135SD12	WRZ		18934.7	84097.5	2954.0	135	-80	142.6
136SD12	WRZ	DRT	18836.7	84141.4	2922.1	135	-45	39.5
137SD12	WRZ		18811.4	84019.2	2928.7		-90	134
138SD12	WRZ		18982.4	84161.3	2961.5	315	-55	111.4
139SD12	WRZ	DRT^	18981.0	83978.9	2982.0	315	-50	30.1
140SD12	WRZ	Redrill 139SD12^	18981.0	83978.9	2982.0	315	-50	60.2
141SD12	WRZ		18765.8	84100.7	2897.4		-90	42.1
142SD12	WRZ		18787.2	84197.2	2895.1	135	-50	120.5
143SD12	BZ	Twins MK98-093	19620.1	84359.7	3085.9	135	-70	90.4
144SD12	WRZ		18982.4	84161.3	2961.5	135	-50	51.7
145SD12	WRZ		18810.1	84220.2	2899.1	135	-70	130.1
146SD12	BZ		19505.0	84205.4	3088.9	315	-70	166
147SD12	BZ		19592.2	84324.7	3087.5	135	-50	96.2
148SD12	WRZ		18866.6	84266.8	2927.0	315	-65	154.1
149SD12	BZ		19442.3	84211.0	3078.2		-90	145.6
150SD12	BZ		19526.1	84240.3	3094.6	315	-75	185

DRT= Didn't Reach Target ^ = Redrilled

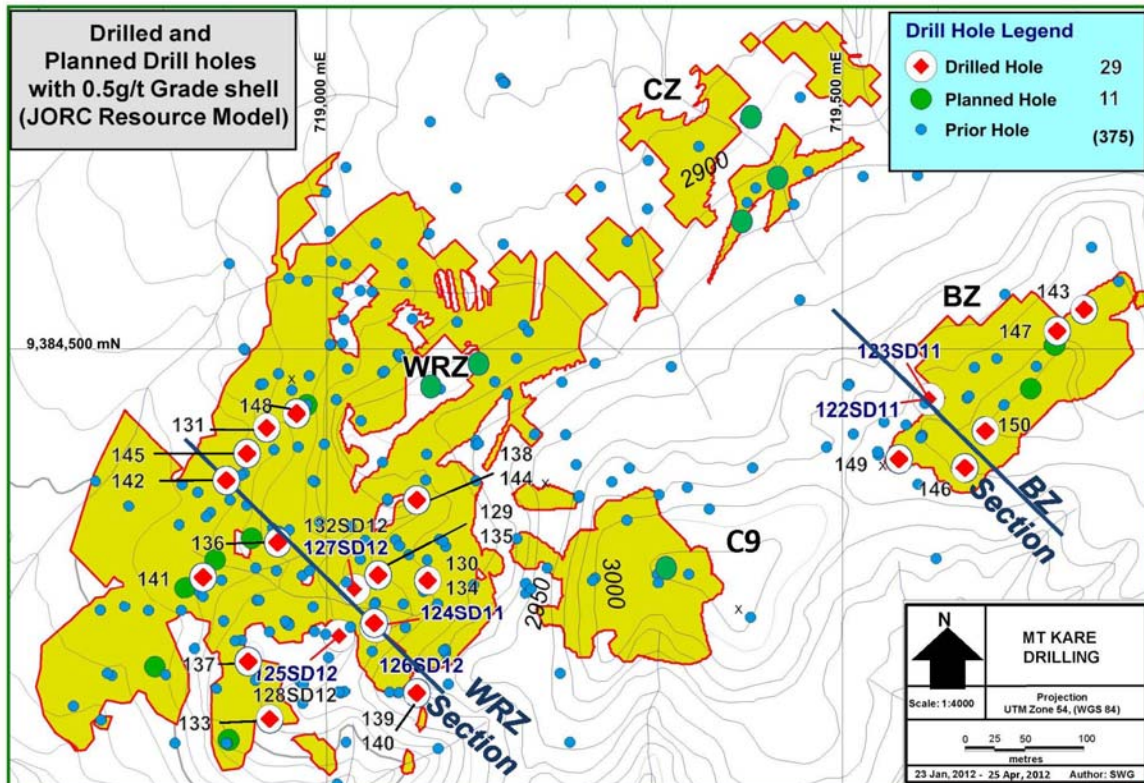
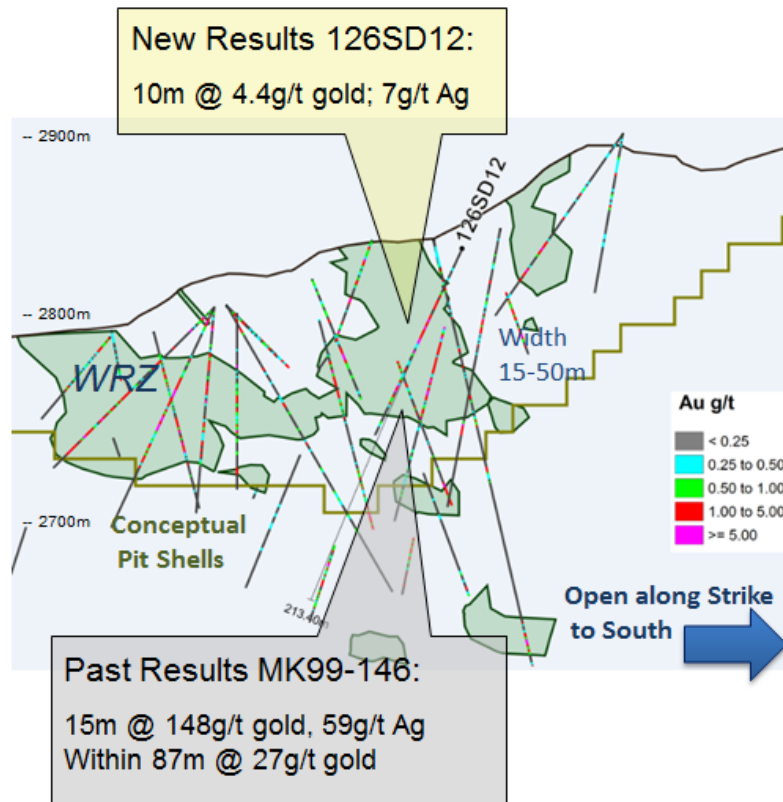


Figure 2: Plan of Mt Kare Resource with locations of drill holes and resource model zones

WRZ Section



BZ Section

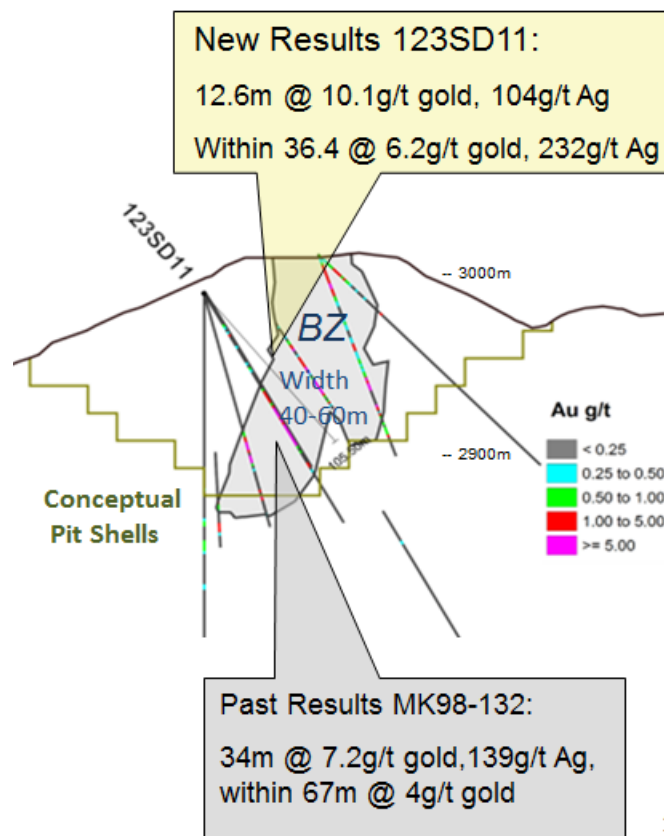


Figure 3: Cross-Sections with new drill assay results across the Mt Kare Resource



Figure 4,5,6: Drill rig; Labourers; Camp at Mt Kare



Figure 7: Core preparation for metallurgical testwork & bulk density testing

Appendix 5B

Mining exploration entity quarterly report

Introduced 1/7/96. Origin: Appendix 8. Amended 1/7/97, 1/7/98, 30/9/2001, 01/06/10.

Name of entity

INDOCHINE MINING LIMITED

ABN

16 141 677 385

Quarter ended ("current quarter")

31 March 2012

Consolidated statement of cash flows

Cash flows related to operating activities	Current quarter \$A'000	Year to date (9 months) \$A'000
1.1 Receipts from product sales and related debtors		
1.2 Payments for (a) exploration & evaluation*	(6,063)	(16,916)
(b) development	-	-
(c) production	-	-
(d) administration	(823)	(2,382)
1.3 Dividends received	-	-
1.4 Interest and other items of a similar nature received	66	380
1.5 Interest and other costs of finance paid	-	-
1.6 Income taxes paid	-	-
1.7 Other (provide details if material)	-	-
Net Operating Cash Flows	(6,820)	(18,918)
Cash flows related to investing activities		
1.8 Payment for purchases of: (a) prospects	-	-
(b) equity investments	-	-
(c) other fixed assets	(27)	(158)
1.9 Proceeds from sale of: (a) prospects	-	-
(b) equity investments	-	-
(c) other fixed assets	-	-
1.10 Loans to other entities	-	-
1.11 Loans repaid by other entities	-	-
1.12 Other (provide details if material)	-	-
Net investing cash flows	(27)	(158)
1.13 Total operating and investing cash flows (carried forward)	(6,847)	(19,076)

+ See chapter 19 for defined terms.

Appendix 5B
Mining exploration entity quarterly report

1.13	Total operating and investing cash flows (brought forward)	(6,847)	(19,076)
	Cash flows related to financing activities		
1.14	Proceeds from issues of shares, options, etc.	-	-
1.15	Proceeds from sale of forfeited shares	-	-
1.16	Proceeds from borrowings	-	-
1.17	Repayment of borrowings	-	-
1.18	Dividends paid	-	-
1.19	Other (provide details if material)	-	-
	Net financing cash flows	-	-
	Net increase (decrease) in cash held	(6,847)	(19,076)
1.20	Cash at beginning of quarter/year to date	10,390	22,398
1.21	Exchange rate adjustments to item 1.20	(96)	125
1.22	Cash at end of quarter	3,447	3,447

Payments to directors of the entity and associates of the directors
Payments to related entities of the entity and associates of the related entities

		Current quarter \$A'000
1.23	Aggregate amount of payments to the parties included in item 1.2	79
1.24	Aggregate amount of loans to the parties included in item 1.10	

1.25 Explanation necessary for an understanding of the transactions

* Section 1.2 includes total cash payments of \$ 3,084,922 for the Mt Kare acquisition during the current financial year, prior to 31 December 2011

Non-cash financing and investing activities

2.1 Details of financing and investing transactions which have had a material effect on consolidated assets and liabilities but did not involve cash flows

--

2.2 Details of outlays made by other entities to establish or increase their share in projects in which the reporting entity has an interest

--

+ See chapter 19 for defined terms.

Financing facilities available

Add notes as necessary for an understanding of the position.

	Amount available \$A'000	Amount used \$A'000
3.1 Loan facilities		
3.2 Credit standby arrangements		

Estimated cash outflows for next quarter

	\$A'000
4.1 Exploration and evaluation	5,250
4.2 Development	
4.3 Production	
4.4 Administration	750
Total	6,000

Reconciliation of cash

Reconciliation of cash at the end of the quarter (as shown in the consolidated statement of cash flows) to the related items in the accounts is as follows.

	Current quarter \$A'000	Previous quarter \$A'000
5.1 Cash on hand and at bank	2,000	2,085
5.2 Deposits at call	1,244	6,931
5.3 Bank overdraft	-	-
5.4 Other (Term deposit)	203	1,374
Total: cash at end of quarter (item 1.22)	3,447	10,390

+ See chapter 19 for defined terms.

Appendix 5B
Mining exploration entity quarterly report

Changes in interests in mining tenements

	Tenement reference	Nature of interest (note (2))	Interest at beginning of quarter	Interest at end of quarter
6.1	Interests in mining tenements relinquished, reduced or lapsed			
6.2	Interests in mining tenements acquired or increased			

Issued and quoted securities at end of current quarter

Description includes rate of interest and any redemption or conversion rights together with prices and dates.

	Total number	Number quoted	Issue price per security (see note 3) (cents)	Amount paid up per security (see note 3) (cents)
7.1	Preference securities <i>(description)</i>			
7.2	Changes during quarter (a) Increases through issues (b) Decreases through returns of capital, buy-backs, redemptions			
7.3	+Ordinary securities	491,333,324	409,356,848	n/a
7.4	Changes during quarter (a) Increases through issues (b) Decreases through returns of capital, buy-backs			
7.5	+Convertible debt securities <i>(description)</i>			

+ See chapter 19 for defined terms.

Appendix 5B
Mining exploration entity quarterly report

7.6	Changes during quarter (a) Increases through issues (b) Decreases through securities matured, converted				
7.7	Options (description and conversion factor)		Options not quoted	<i>Exercise price</i>	<i>Expiry date</i>
	6,080,000			\$0.20	31/10/12
	10,000,000			\$0.20	28/04/13
	15,000,000			\$0.20	30/04/14
	25,000,000			\$0.20	30/09/14
	1,500,000			\$0.20	30/12/14
	5,000,000			US\$0.25	17/03/15
	4,000,000			\$0.20	30/12/15
	2,000,000			\$0.40	08/02/13
	400,000			\$0.40	02/03/13
	3,000,000			\$0.50	08/02/14
	500,000			\$0.50	02/03/14
	2,750,000			\$0.20	05/07/14
7.8	Issued during quarter				
7.9	Exercised during quarter				
7.10	Expired during quarter				
7.11	Debentures (totals only)				
7.12	Unsecured notes (totals only)				

+ See chapter 19 for defined terms.

Compliance statement

- 1 This statement has been prepared under accounting policies which comply with accounting standards as defined in the Corporations Act or other standards acceptable to ASX (see note 4).
- 2 This statement does give a true and fair view of the matters disclosed.

Sign here:  Date: 30 April 2012
(~~Director~~/Company secretary)

Print name: Robert J Waring

Notes

- 1 The quarterly report provides a basis for informing the market how the entity's activities have been financed for the past quarter and the effect on its cash position. An entity wanting to disclose additional information is encouraged to do so, in a note or notes attached to this report.
- 2 The "Nature of interest" (items 6.1 and 6.2) includes options in respect of interests in mining tenements acquired, exercised or lapsed during the reporting period. If the entity is involved in a joint venture agreement and there are conditions precedent which will change its percentage interest in a mining tenement, it should disclose the change of percentage interest and conditions precedent in the list required for items 6.1 and 6.2.
- 3 **Issued and quoted securities** The issue price and amount paid up is not required in items 7.1 and 7.3 for fully paid securities.
- 4 The definitions in, and provisions of, *AASB 1022: Accounting for Extractive Industries* and *AASB 1026: Statement of Cash Flows* apply to this report.
- 5 Accounting Standards ASX will accept, for example, the use of International Accounting Standards for foreign entities. If the standards used do not address a topic, the Australian standard on that topic (if any) must be complied with.

== == == == ==