



AUGUST 2019

**MOVING TOWARDS
A NEW HORIZON**

DISCLAIMER AND FORWARD LOOKING STATEMENT

- This Presentation is provided on the basis that neither the Company nor its respective officers, shareholders, related bodies corporate, partners, affiliates, employees, representatives or advisers, make any representation or warranty (express or implied) as to the accuracy, reliability, relevance or completeness of the material it contains. Nothing contained in the Presentation is, or may be relied upon, as a promise, representation or warranty, whether as to the past or the future, and the Company hereby excludes all warranties that can be excluded by law.
- The Presentation:
 - contains 'forward-looking statements'. As set out in more detail on Slide 21, by their nature, forward-looking statements involve known and unknown risks, uncertainties and other factors because they relate to events and depend on circumstances that may or may not occur in the future, and assumptions which may or may not prove to be correct (and may be beyond the Company's ability to control or predict), any (or all) of which may cause the actual results or performance of the Company to be materially different from the results or performance expressed or implied by such forward-looking statements. No representation is made that any forward-looking statement will come to pass, that any forecast result will be achieved, or that any assumption on which a forward-looking statement is based is reasonable. Forward-looking statements are made as at the date of this Presentation, and the Company disclaims any obligation or undertaking to release any update of, or revision to, any forward-looking statement contained in this Presentation.
 - contains information relating to Mineral Resources estimates and Ore Reserves estimates. All persons reviewing this Presentation should refer to the JORC resource statements and competent person confirmations in the Appendix to this Presentation (slides 17 to 20).
- All persons reviewing this Presentation should consider seeking appropriate professional advice before making any investment decision. Neither the provision of the Presentation nor any information contained in the Presentation or subsequently communicated to any person in connection with the Presentation is, or should be taken as, constituting the giving of investment advice to any person.

MOVING TOWARDS A NEW HORIZON TO BECOME A PROFITABLE STANDALONE GOLD PRODUCER

Horizon Minerals Limited is an emerging mid-tier gold producer with high quality projects located in the heart of the West Australian goldfields. The Company is led by a Board and Management team with deep experience developing and operating successful gold mines within the Kalgoorlie region.

Horizon has a large tenement holding which hosts over a million ounces of gold in Resources and has significant open cut and underground growth potential.

1.2Moz

Resources¹

1,082km²

Tenure

A\$5.7m

Cash and
investments¹

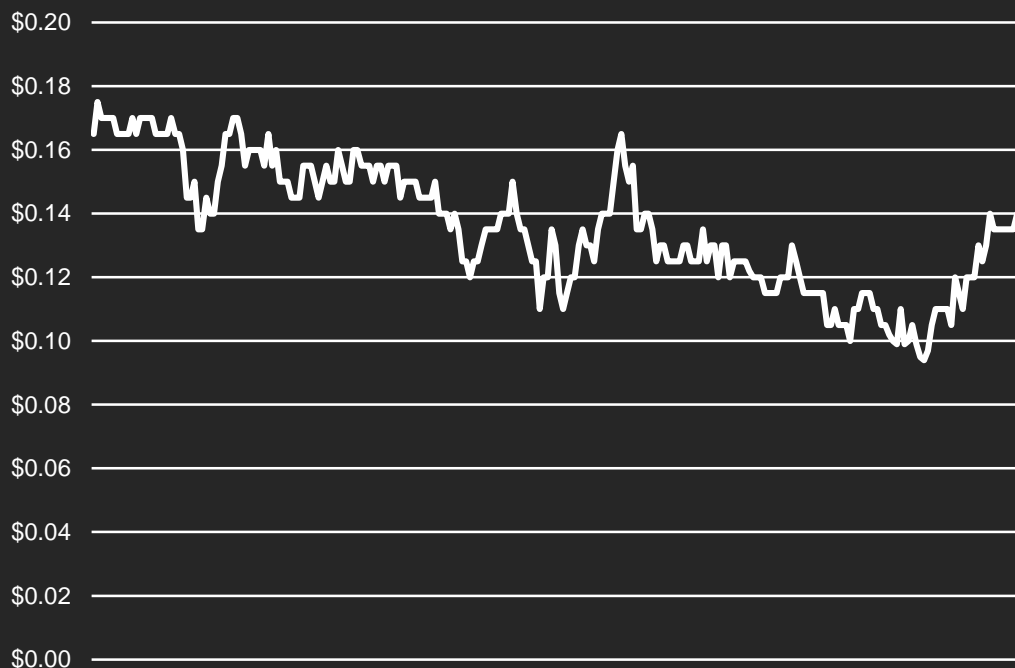
6 other

JVs, royalties and
divestments adding
value



CORPORATE SNAPSHOT

12 Month share price (A\$)



Board and Management

Peter Bilbe, Non-Executive Chairman

Ashok Parekh, Non-Executive Director

Jeff Williams, Non-Executive Director

Jon Price, Managing Director

Grant Haywood, Chief Operating Officer

Andrew Pumphrey, General Manager Boorara

David O'Farrell, Exploration Manager

Overview

ASX: HRZ

Ordinary Shares on issue (M)	428
Share price (A\$)	0.14
Market capitalisation (A\$M)	60.0
Cash position (A\$M) ¹	5.1
Investments (A\$M) ¹	0.6
Debt (A\$M)	Nil
Top 20 shareholding (%)	52
Directors (%)	8

A BRIEF HISTORY



Prime location, approvals in place, baseload feed for centralised mill

BOORARA GOLD PROJECT

- Located 10km east of Kalgoorlie in world class goldfield
- Estimated Mineral Resource of 507,000oz Au¹
- Approvals in place for an open pit mine development and construction of a new processing facility
- Ideal location for a baseload mining and centralised processing operation supplemented by higher grade feed within easy trucking distance
- Low strip ratio, excellent metallurgy with high gravity gold content and soft oxide ore to 70m depth²
- Significant resource growth potential with mineralisation open to the north, south and at depth
- Trial mining and processing outperformed resource model²
- Updated geological modelling and mining studies commenced

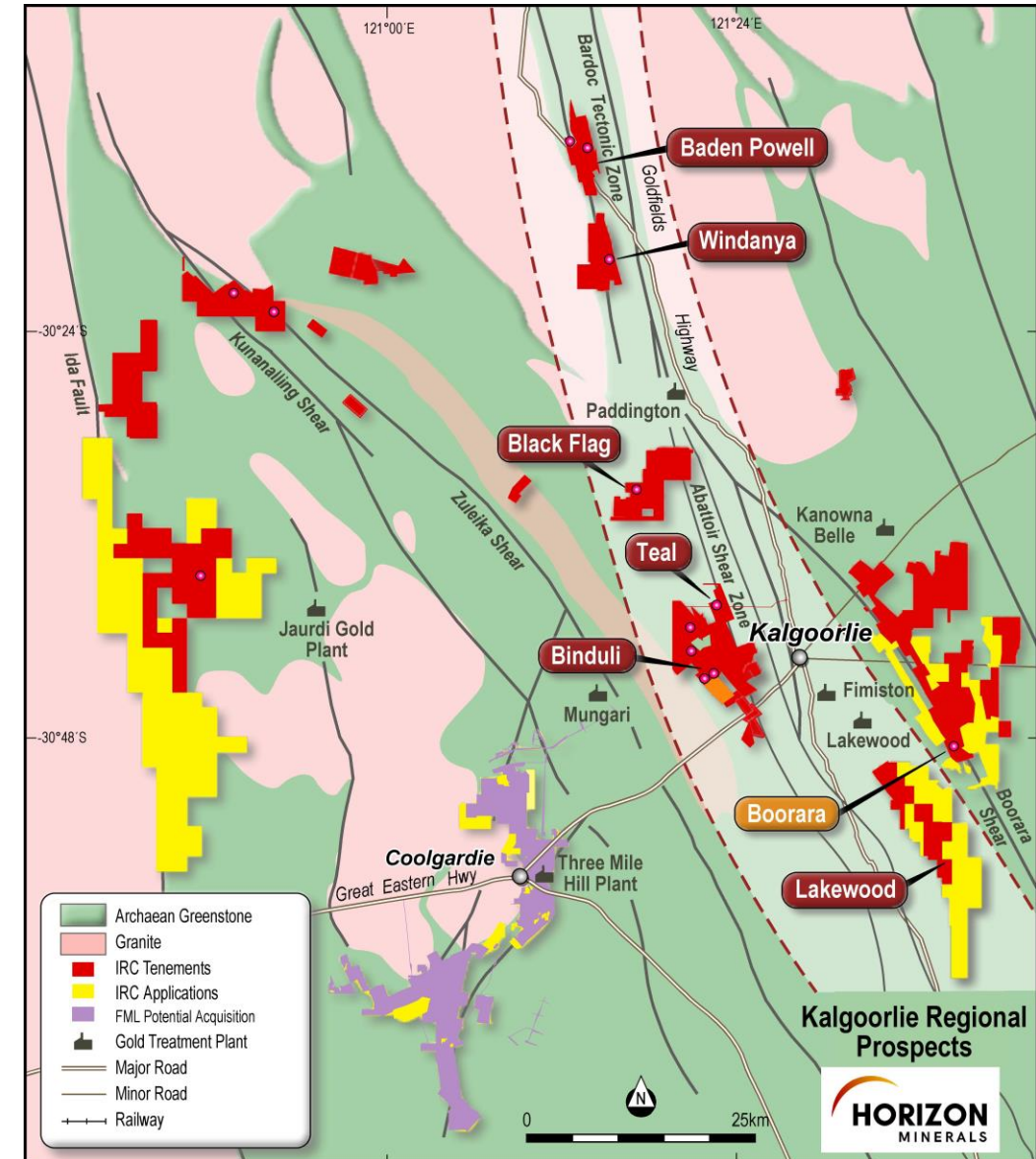
¹As announced to the ASX by MRP on 6 March 2018, see also table and confirmation on slide 17

²As announced to the ASX by MRP on 29 April 2019



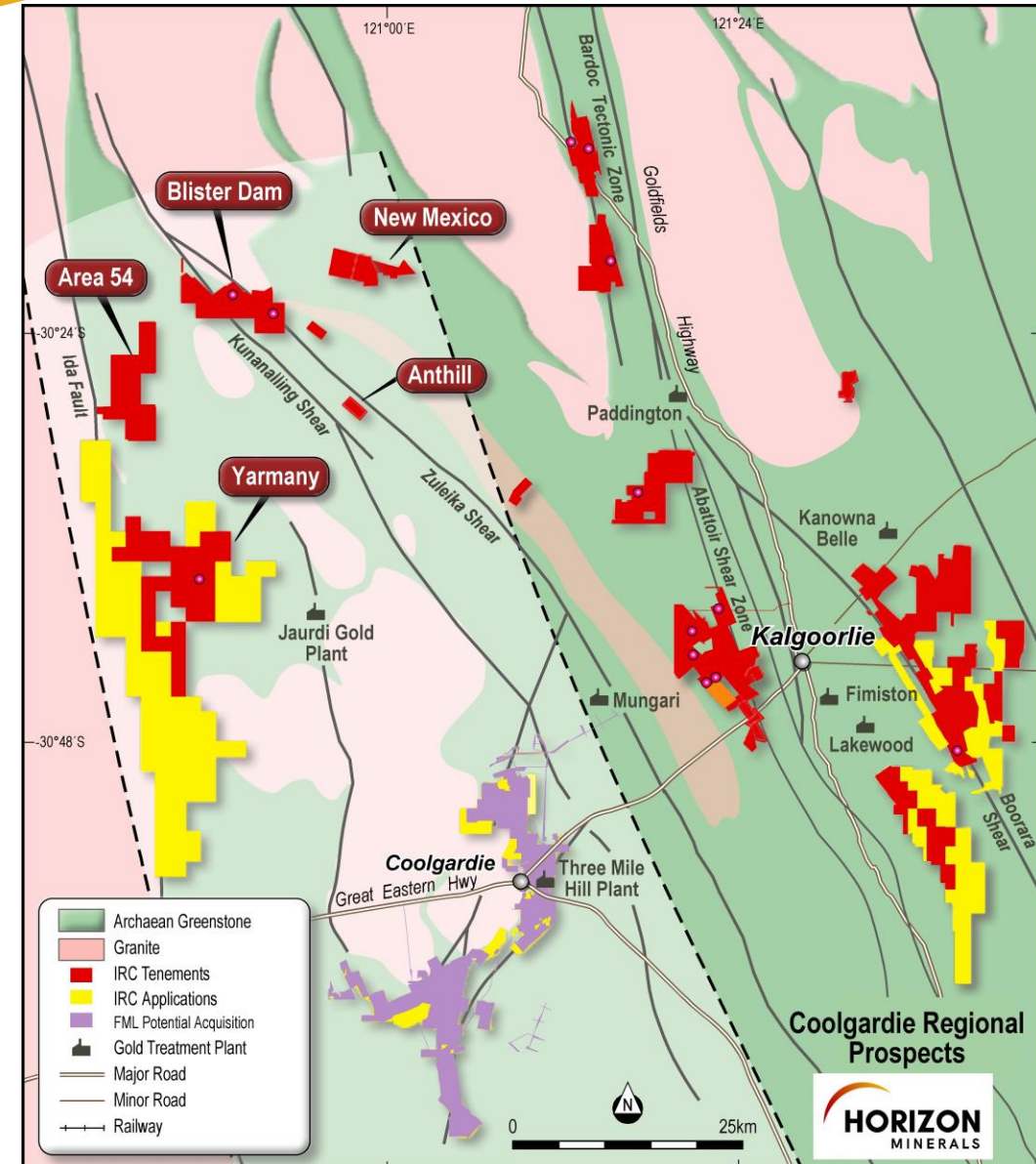
KALGOORLIE REGIONAL

- Core growth projects within 65km radius of Boorara including Teal, Binduli, Windanya, Baden Powell, Olympia, Balagundi, Kanowna Sth and Lakewood
- Estimated Mineral Resource of 350koz¹
- Recent drilling results from Crake prospect at Binduli included²:
 - 23m at 4.16g/t Au from 61m and 13m at 4.10g/t Au from 65m
 - 18m at 3.13g/t Au from 70m and 15m at 2.75g/t Au from 27m
 - 9m at 4.38g/t Au from 39m and 15m at 1.96g/t Au from 75m
- Regional drilling program continues with results expected in the September Quarter
- Targeting resource growth, reserve generation and new open cut and underground discoveries



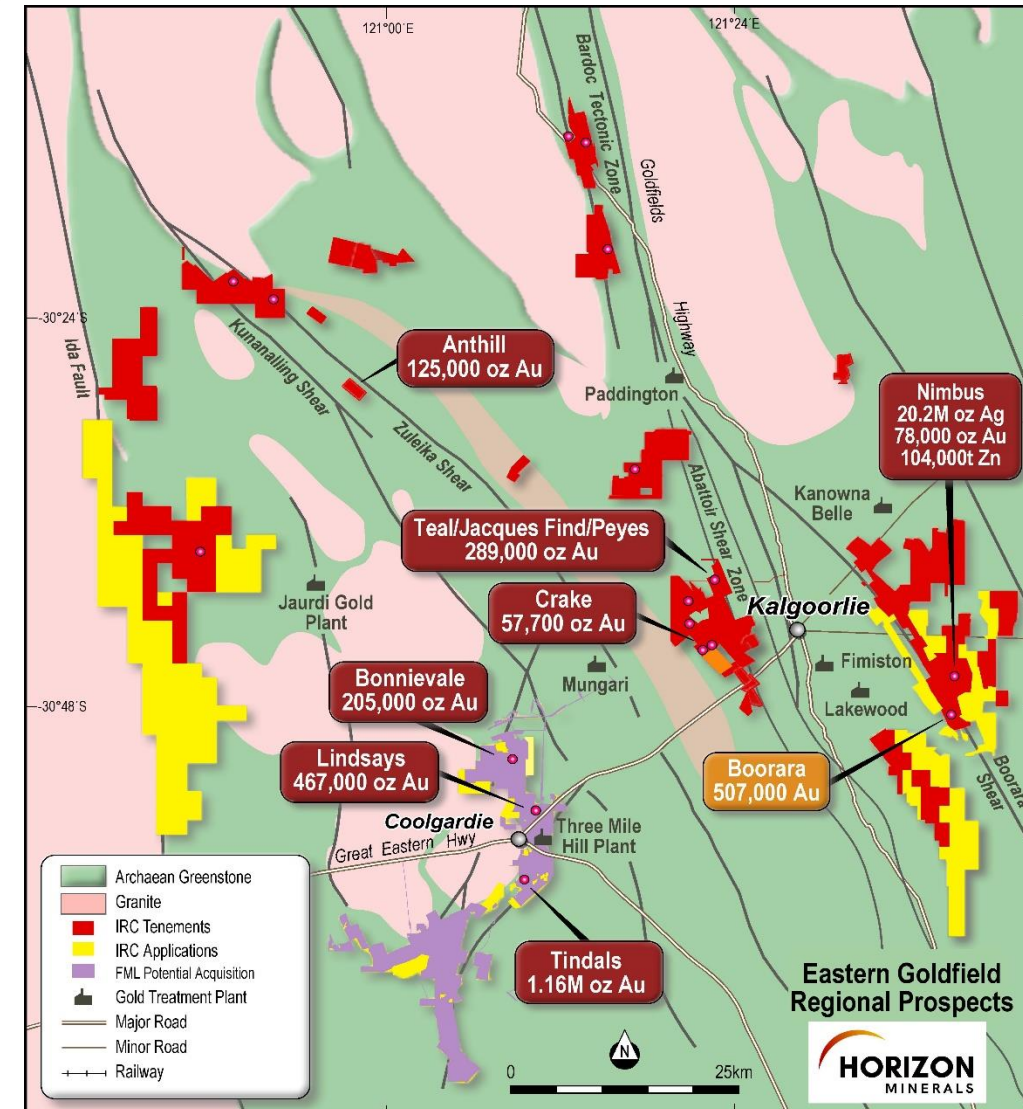
COOLGARDIE REGIONAL

- Projects within 65km radius of Coolgardie including Anthill, Blister Dam, Area 54 and Yarmany
- Estimated Mineral Resource of 125koz (Anthill)¹
- Initial mine optimisation and design studies on Anthill underway
- Dominant land position on the relatively untested Mt Ida Shear with geophysical, field reconnaissance and soil surveys underway
- Regional drilling program to commence on final grant of tenure expected in the December Quarter
- Yarmany highly prospective for large scale open pit discoveries



COOLGARDIE GOLD PROJECT

- Exclusivity Deed signed with Focus Minerals NL (ASX: FML) for potential acquisition of the Coolgardie Gold Project¹
- The project comprises²:
 - A quoted total of 2.1Moz in estimated Mineral Resources
 - A 1.2Mtpa CIL processing plant (currently on care and maintenance) and significant open cut and underground mining infrastructure
 - The newly discovered Bonnie Vale underground project with a current quoted Indicated Resource of 153,000oz grading 9.1g/t Au and PFS completed
 - The Brilliant open cut and underground project with a current quoted Mineral Resource of 475koz grading 2.5g/t Au
 - Significant open cut and underground resource growth potential across 235km² of tenure in the Coolgardie region



JOINT VENTURES AND ROYALTIES

- Horizon has a number of joint ventures in place at no cost – significant leverage to a total potential spend of \$7M by partners
- JVs provide exposure to active projects with quality partners while focus remains on building a mid-tier gold business
- Ability to realise immediate value when it makes sense – Lehman's JV sold for A\$2.5M cash and 2.5% royalty

Horizon retains 25%

Richmond Vanadium (RVT) in Nth Queensland with 2.6Bt resource, drilling underway and PFS due in mid-2020

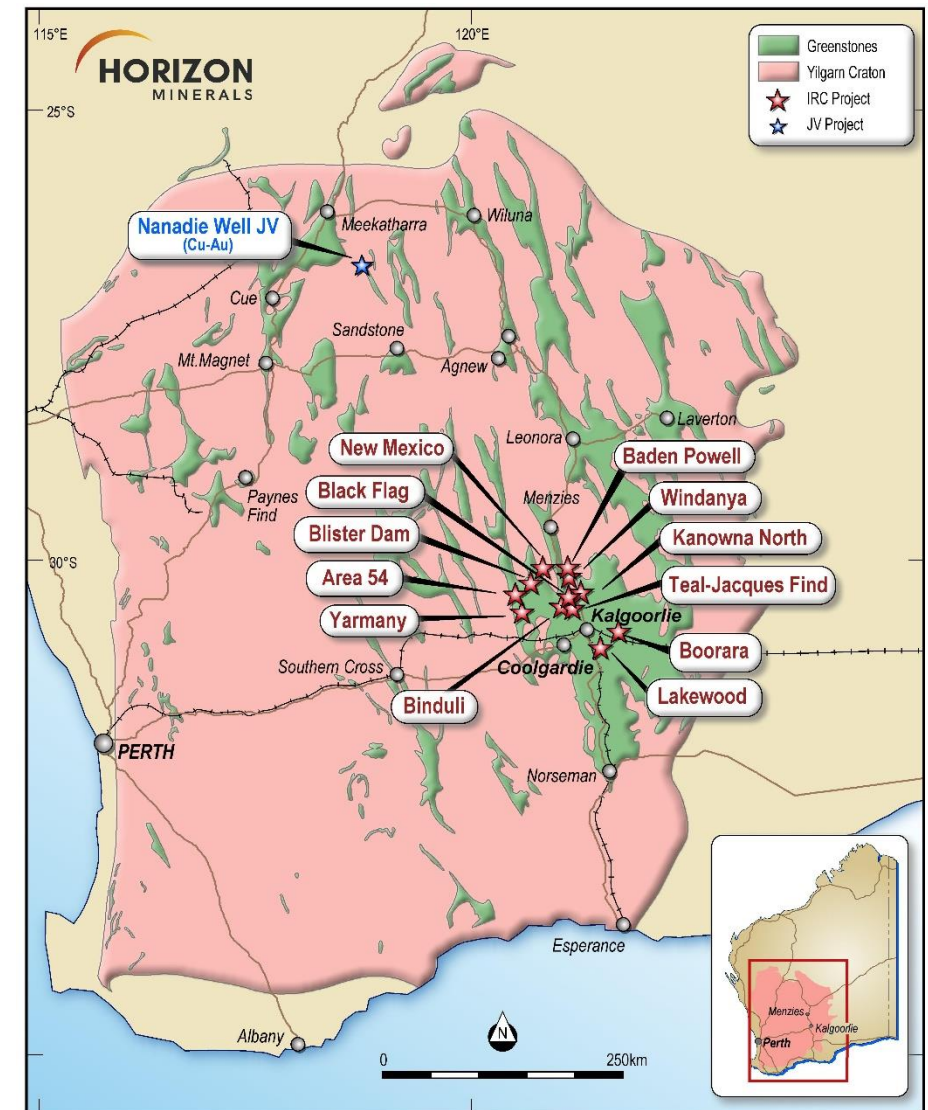
Horizon retains 25%

The Nanadie Well (Mithril, ASX:MTH) cover 60km² in the Murchison region focused on gold, copper, nickel, cobalt and PGE exploration

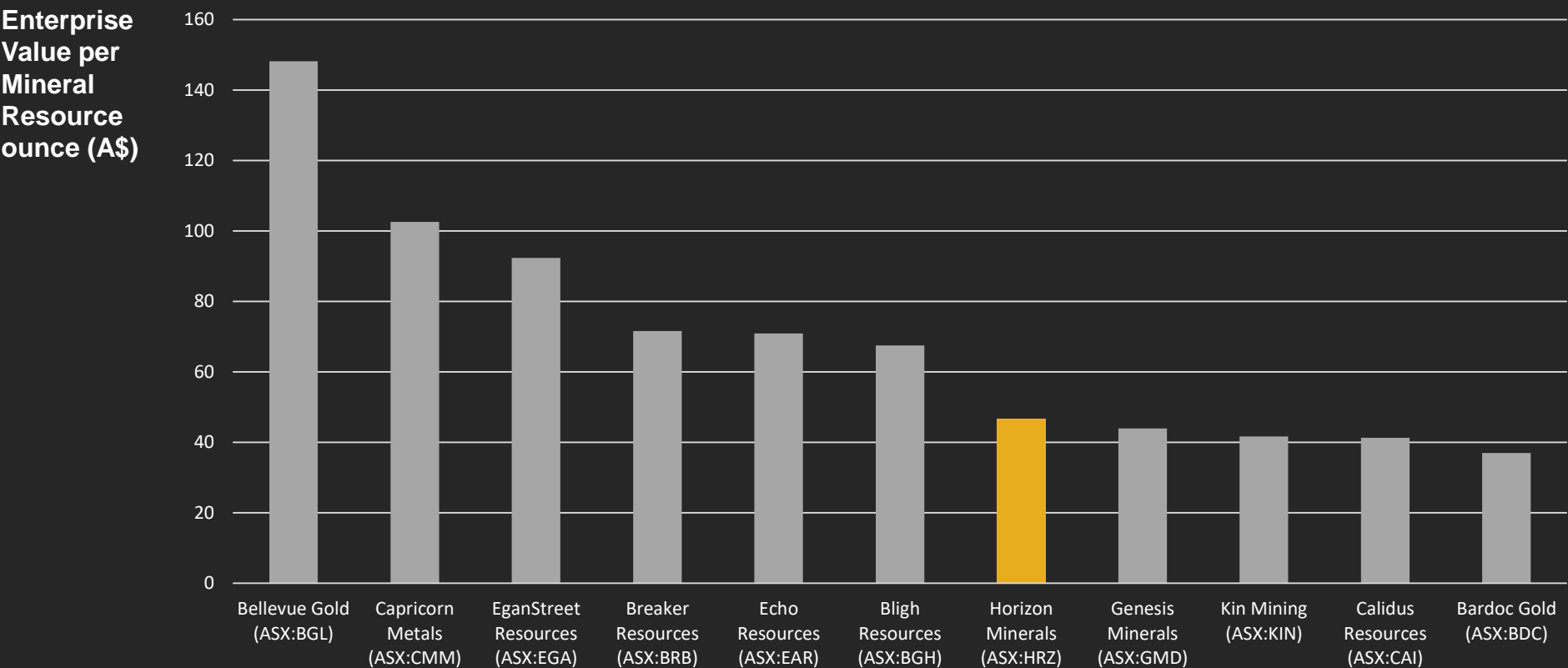
Menzies/Goongarrie (Kingwest, ASX:KWR)

Recently agreed to divest for a total consideration of A\$8m in cash and shares¹

Royalty of \$0.50/t covering the Janet Ivy lease (owned by Zijin) now payable with ~A\$800k received in 2018



VALUE PROPOSITION



Next steps¹

Consolidate all data and assign priority to advanced projects for development and production pipeline

Sept Qtr 2019

Commence resource to reserve conversion drilling for technical and economic evaluation

Dec Qtr 2019

Assess near term mine production opportunities using third party mills to generate cash

Dec Qtr 2019

Complete any further technical, stakeholder and approvals work required to inform the Feasibility Study

March Qtr 2020

Release updated combined Mineral Resources and maiden reserves for initial 4-5yr production plan

March Qtr 2020

Continue near mine resource expansion and new discovery drilling programs across the portfolio

Ongoing

Complete and release the consolidated Feasibility Study and advance project financing options

June Qtr 2020

On successful FS, seek Board approval for mine development and mill construction / refurbishment

June Qtr 2020

WHY HORIZON?

HORIZON VALUE PROPOSITION

WA goldfields

Contiguous land holding in the heart of the Western Australian goldfields surrounded by all required services

High tonnage high grade

High tonnage baseload feed at Boorara complemented by high grade satellite mines within easy trucking distance

Clear pathway to production

A clear pathway to a stand alone emerging mid-tier gold production business

Highly experienced Board and Management

Strong technical skills and experience in exploration, mine development, mill construction, operations and corporate

Strong financials

Strong balance sheet, high liquidity and pre-production status

Growing portfolio

Exposure to V, Ag, Zn, Cu, PGEs

CONTACT

Jon Price
Managing Director

T: +61 (08) 9386 9534

F: +61 (08) 9389 1597

E: info@horizonminerals.com.au

W: www.horizonminerals.com.au

PO Box 1104 Nedlands WA 6909
163 Stirling Highway
Nedlands WA 6009

APPENDIX



LEADERSHIP TEAM

Peter Bilbe, Non-Executive Chairman

- Mining Engineer with over 40 years' experience
- Has held senior management positions at Mount Gibson Iron, Aztec Resources, Portman, Aurora Gold and Kalgoorlie Consolidated Gold Mines
- Experience across all aspects of operations, feasibility studies, exploration, corporate functions, financing, capital raisings and mergers and acquisitions
- Current Chairman of Independence Group

Ashok Parekh, Non-Executive Director

- Chartered accountant with over 40 years' experience who owns a large Accounting Practice in Kalgoorlie, which he has operated for 33 years
- Awarded the Centenary Medal in 2003 by the Governor General of Australia, and was recently awarded the Meritorious Service Award by the Institute of Chartered Accountants, the highest award granted by the institute in Australia.

Jeff Williams, Non-Executive Director

- Mining Engineer with over 40 years' experience including 7 years in the stockbroking industry and expertise in mine planning, underground mining management from Feasibility through to development and operations
- Previously Managing Director of Mineral Deposits Ltd for 15 years taking the market capitalisation from A\$6 million to over A\$1 billion in 2011
- Involved in mining companies in Australia and overseas and is a current Director of Herencia Resources plc.

Jon Price, Managing Director

- Metallurgist with more than 27 years' experience
- Former GM of St Ives and Paddington gold mines and founding Managing Director of Phoenix Gold which was acquired by Evolution Mining in 2015
- At Phoenix, consolidated prospective tenure in the WA Goldfields and built 4Moz resources through exploration
- Experience across company management, exploration, development, construction and mining operations

Grant Haywood, Chief Operating Officer

- Mining Engineer with over 25 years' experience in underground and open cut mining operations
- Extensive mining experience managing mining projects from Feasibility through to operations for junior and multi-national companies including Goldfields Ltd, Saracen mineral Holdings and Phoenix Gold Ltd

Andrew Pumphrey, General Manager Boorara

- Geologist and mine surveyor with 30 years' experience in the WA mining industry
- Based in Kalgoorlie since 1989 operating a successful mineral exploration contracting business
- Applied his extensive field experience and geological knowledge to numerous gold and nickel projects throughout WA

David O'Farrell, Exploration Manager

- Highly experienced geologist with over 25 years' experience in project generation, conceptual and greenfields exploration, resource modelling and estimation and feasibility studies

HRZ JORC resource statement

Horizon Minerals Limited – Summary of Gold Mineral Resources (at a 1g/t Au cut-off grade)

Deposit (1g/t cut-off)	Measured			Indicated			Inferred			Total Resource		
	Mt	Au (g/t)	Oz	Mt	Au (g/t)	Oz	Mt	Au (g/t)	Oz	Mt	Au (g/t)	Oz
Teal				2.91	2.08	194,848	1.34	2.19	94,140	4.25	2.11	288,833
Menzies				0.77	2.52	62,400	1.65	2.14	108,910	2.42	2.20	171,310
Anthill				1.51	1.76	85,495	0.77	1.61	40,084	2.28	1.71	125,582
Goongarrie	0.17	2.62	14,000	0.10	2.15	6,900	0.04	2.14	3,000	0.31	2.40	23,900
Binduli				0.74	1.67	39,900	0.38	1.45	17,800	1.12	1.59	57,700
TOTAL	0.17	2.62	14,000	6.03	2.00	389,500	4.18	1.96	264,000	10.38	2.00	667,500

Horizon Minerals Limited – Summary of Vanadium / Molybdenum Mineral Resources (at 0.29% V₂O₅ cut-off grade)

Category	Tonnage	Grade	Grade	Notes
	(Mt)	% V ₂ O ₅	g/t MoO ₃	
Inferred (1)	1,764	0.31	253	(1) Rothbury
Inferred (2)	671	0.35	274	(2) Lilyvale
Inferred (3)	96	0.33	358	(3) Manfred
Inferred (4)	48	0.31	264	(4) Burwood (100% metal rights)
TOTAL	2,579	0.32	262	

Confirmation

The information in this Presentation that relates to the Company's Mineral Resources estimates or Ore Reserves estimates is extracted from and was originally reported in the Company's ASX announcements "Mineral Resource Grows at Menzies Gold Project" dated 8 March 2016, "Intermin Announces World-Class Vanadium Resource" dated 20 March 2018, "Teal Gold Mine Update" dated 27 June 2018, Goongarrie Lady Feasibility Study Delivers Positive Economic Results" dated 28 June 2018, "Intermin's Mineral Resources Grow 30% to Over 560,000 Ounces" and "Quarterly Activities Report For the Period Ended" dated 24 October 2018, "Intermin and MacPhersons Agree to Merge – Creation of a New Gold Company Horizon Minerals Ltd" dated 11 December 2018 and "Anthill Resource Grows to Over 125,000 Ounces" dated 18 December 2018, each of which is available at www.asx.com.au. The Company confirms that it is not aware of any new information or data that materially affects the information included in the original market announcements and that all material assumptions and technical parameters underpinning the estimates in those announcements continue to apply and have not materially changed. The Company confirms that the form and context of the Competent Person's findings in relation to those Mineral Resources estimates or Ore Reserves estimates have not been materially modified from the original market announcements.

MRP resource statement

Boorara Gold Resource (at a 0.5 g/t Au cut-off grade)

Category	Tonnes	Grade	Ounces
	Mt	Au (g/t)	(k'000)
Measured Resource	6.11	0.92	181
Indicated Resource	7.26	0.97	227
Inferred Resource	3.08	1.00	99
Total Resource	16.45	0.96	507

Nimbus All Lodes (bottom cuts 12 g/t Ag, 0.5% Zn, 0.3 g/t Au)

Category	Tonnes	Grade	Grade	Grade	Ounces	Ounces	Tonnes
	Mt	Ag (g/t)	Au (g/t)	Zn (%)	Ag (Moz's)	Au (k'000)	(k'000)
Measured Resource	3.62	102	0.09	1.2	11.9	10	45
Indicated Resource	3.18	48	0.21	1.0	4.9	21	30
Inferred Resource	5.28	20	0.27	0.5	3.4	46	29
Total Resource	12.08	52	0.20	0.9	20.2	77	104

Confirmation

The information in this Presentation that relates to MacPhersons Limited's Mineral Resources estimates on the Boorara Gold Project and Nimbus Silver Zinc Project is extracted from and was originally reported in Intermin's and MacPhersons' ASX Announcement "Intermin and MacPhersons Agree to Merge – Creation of a New Gold Company Horizon Minerals Ltd" dated 11 December 2018 and in MacPhersons' ASX announcements "Quarterly Activities Report" dated 25 October 2018, "BOORARA GOLD PROJECT TOTAL GOLD RESOURCE up 118% to 507,000 OUNCES" dated 6th March 2018, "New High Grade Nimbus Silver Core Averaging 968 g/t Ag" dated 10th May 2016, "Boorara Trial Open Pit Produced 1550 Ounces" dated 14 November 2016 and "Nimbus Increases Resources" dated 30th April 2015, each of which is available at www.asx.com.au. The Company confirms that it is not aware of any new information or data that materially affects the information included in the original market announcements and that all material assumptions and technical parameters underpinning the estimates in those announcements continue to apply and have not materially changed. The Company confirms that the form and context of the Competent Person's findings in relation to those Mineral Resources estimates have not been materially modified from the original market announcements.

FML Resource and Reserve statement

Coolgardie Gold Project – Summary of Mineral Resources and Ore Reserves

	Measured Resources			Indicated Resources			Inferred Resources			Total Resources		
	Tonnes '000t	Grade Au g/t	Ounces	Tonnes '000t	Grade Au g/t	Ounces	Tonnes '000t	Grade Au g/t	Ounces	Tonnes '000t	Grade Au g/t	Ounces
COOLGARDIE GOLD PROJECT												
<i>Tindals Project - UG</i>	268	4.5	39,000	1,872	3.9	234,500	942	4.0	120,000	3,082	4.0	393,500
<i>Tindals Project - Surface</i>				8,707	2.2	616,500	2,191	2.2	154,500	10,898	2.2	771,000
Tindals Project	268	4.5	39,000	10,579	2.5	851,000	3,133	2.7	274,500	13,980	2.6	1,164,500
Bonnie Vale Project				519	9.1	152,500	420	3.9	52,500	939	6.8	205,000
Lindsays-Bayleys Project				4,350	1.7	238,000	3,327	2.1	229,000	7,677	1.9	467,000
Three Mile Hill Project				2,122	1.7	113,500	156	1.7	8,500	2,278	1.7	122,000
Norris Project							2,440	2.2	169,000	2,440	2.2	169,000
Total Coolgardie	268	4.5	39,000	17,570	2.4	1,355,000	9,476	2.4	733,500	27,314	2.4	2,127,500

	Proven Reserves			Probable Reserves			Total Reserves		
	Tonnes '000t	Grade Au g/t	Ounces	Tonnes '000t	Grade Au g/t	Ounces	Tonnes '000t	Grade Au g/t	Ounces
COOLGARDIE GOLD PROJECT									
<i>Tindals Project - UG</i>						0	0	0.0	0
<i>Tindals Project - Surface</i>						0	0	0.0	0
Tindals Project						0	0	0.0	0
Bonnie Vale Project				625	6.2	124,000	625	6.2	124,000
Lindsays-Bayleys Project						0	0	0.0	0
Three Mile Hill Project				1,016	1.4	47,000	1,016	1.4	47,000
Stocks						0	0	0.0	0

COOLGARDIE GOLD PROJECT

IMPORTANT NOTES

- **Competent Person's Statement and Confirmations – Mineral Resources**

- The information in this Presentation that relates to Focus' Mineral Resources estimates for the Coolgardie Gold Project is based on information originally reported in Focus' ASX announcements "Mineral Resource Update for Bonnie Vale Deposit" dated 30 May 2018, "Annual Report for the Year Ended 31 December 2017" dated 24 April 2018, "PFS Completion and Ore Reserve Upgrade" dated 13 October 2017, "Amended Greenfields Resource Update" dated 29 May 2017 and "Brilliant Mineral Resource Increased 26%; PFS Exploration Ongoing" and has been included in this report by Hannah Kosovich. Ms Kosovich is a Member of the Australian Institute of Geoscientists. Ms Kosovich is a part time employee of Focus Minerals Limited and has sufficient experience which is relevant to the style of mineralisation and type of deposit under consideration and to the activity which she is undertaking to qualify as a Competent Person as defined in the 2012 edition of the "Australasian Code for Reporting of Exploration Results, Mineral Resources and Ore Reserves" ("JORC Code 2012"). Ms Kosovich has confirmed that the information in Focus' previous ASX announcements referred to in this Presentation is an accurate representation of the available data and studies for the Coolgardie Gold Project, and has given her consent to the inclusion in this presentation of the matters in the form and context in which it appears.
- The information, except for Bonnie Vale, Brilliant and Greenfields was prepared and first disclosed under the JORC Code 2004. It has not been updated since to comply with the JORC Code 2012 on the basis that the information has not materially changed since it was last reported. Bonnie Vale, Brilliant and Greenfields are reported under the JORC Code 2012.

- **Confirmation – Ore Reserves**

- The information in this Presentation that relates to Focus' Ore Reserves estimates for the Coolgardie Gold Project is based on information originally reported in Focus' ASX announcements "Mineral Resource Update for Bonnie Vale Deposit" dated 30 May 2018, "Annual Report for the Year Ended 31 December 2017" dated 24 April 2018, "PFS Completion and Ore Reserve Upgrade" dated 13 October 2017, "Amended Greenfields Resource Update" dated 29 May 2017 and "Brilliant Mineral Resource Increased 26%; PFS Exploration Ongoing", each of which is available at www.asx.com.au. The Company confirms that it is not aware of any new information or data that materially affects the information included in the original market announcements and that all material assumptions and technical parameters underpinning the estimates in those announcements continue to apply and have not materially changed. The Company confirms that the form and context of the Competent Person's findings in relation to those Mineral Resources estimates or Ore Reserves estimates have not been materially modified from the original market announcements.

- **Important Notes / Cautionary Statement**

- Please note:
 - 1. The information in this Presentation that relates to Focus' Mineral Resources estimates for the Coolgardie Gold Project has been reported by Focus and not the Company. The source of the reporting of these Mineral Resources estimates is identified in the preceding Competent Person's Statement and Confirmation.
 - 2. With the exception of the Bonnie Vale Project, the Brilliant deposit (which forms part of the Tindals Project) and the Greenfields deposit (which forms part of the Three Mile Hill Project), Focus' Mineral Resources estimates referred to in this report were prepared and first disclosed under the 2004 edition of the JORC Code ("2004 JORC Code Estimates"). They have not been updated since to comply with the JORC Code 2012 on the basis that Focus' has determined that the information has not materially changed since it was last reported. Bonnie Vale, Brilliant and Greenfields are reported in accordance with the JORC Code 2012.
 - 3. A Competent Person has not done sufficient work to classify the 2004 JORC Code Estimates in accordance with the JORC Code 2012. It is possible that following evaluation and/or further exploration work the currently reported estimates may materially change and hence will need to be reported afresh under and in accordance with the JORC Code 2012.
 - 4. Nothing has come to the attention of the Company that causes it to question the accuracy or reliability of Focus' 2004 JORC Code Estimates but the Company has not independently validated the 2004 JORC Code Estimates and therefore is not to be regarded as reporting, adopting or endorsing the 2004 JORC Code Estimates.
 - 5. The Company is not aware of the following matters: the work programs on which the 2004 JORC Code Estimates were based; the key assumptions, mining and processing parameters and methods used to prepare the 2004 JORC Code Estimates; or any more recent estimates or data relevant to the reported mineralisation available to Focus.
 - 6. The proposed Coolgardie Gold Project transaction referred to in this Presentation (**Proposed Transaction**) remains subject to the negotiation of, and entry into, formal binding documentation and the receipt of necessary approvals. There is no assurance that the Proposed Transaction will proceed. Accordingly, the Company is not currently in a position to comment on the evaluation and/or exploration work that needs to be completed to report the 2004 JORC Code Estimates as Mineral Resource Estimates in accordance with the JORC Code 2012, or regarding any evaluation and/or exploration work it might undertake were the Proposed Transaction to proceed.

FORWARD LOOKING AND CAUTIONARY STATEMENT

- As noted on Slide 2, some statements in this Presentation regarding estimates or future events are forward looking statements. They include indications of, and guidance on, future earnings, cash flow, costs and financial performance. Forward looking statements include, but are not limited to, statements preceded by words such as “planned”, “expected”, “projected”, “estimated”, “may”, “scheduled”, “intends”, “anticipates”, “believes”, “potential”, “could”, “nominal”, “conceptual” and similar expressions. Forward looking statements, opinions and estimates included in this Presentation are based on assumptions and contingencies which are subject to change without notice, as are statements about market and industry trends, which are based on interpretations of current market conditions. Forward looking statements are provided as a general guide only and should not be relied on as a guarantee of future performance. Forward looking statements may be affected by a range of variables that could cause actual results to differ from estimated results, and may cause the Company’s actual performance and financial results in future periods to materially differ from any projections of future performance or results expressed or implied by such forward looking statements. These risks and uncertainties include but are not limited to liabilities inherent in mine development and production, geological, mining and processing technical problems, the inability to obtain any additional mine licenses, permits and other regulatory approvals required in connection with mining and third party processing operations, competition for among other things, capital, acquisition of reserves, undeveloped lands and skilled personnel, incorrect assessments of the value of acquisitions, changes in commodity prices and exchange rate, currency and interest fluctuations, various events which could disrupt operations and/or the transportation of mineral products, including labour stoppages and severe weather conditions, the demand for and availability of transportation services, the ability to secure adequate financing and management’s ability to anticipate and manage the foregoing factors and risks. There can be no assurance that forward looking statements will prove to be correct.
- Statements regarding plans with respect to the Company’s mineral properties may contain forward looking statements in relation to future matters that can only be made where the Company has a reasonable basis for making those statements.
- The forward looking statements in this Presentation are based on current expectations, estimates, forecasts and projections about the Company and the industry in which it operates. They do, however, relate to future matters and are subject to various inherent risks and uncertainties. Actual events or results may differ materially from the events or results expressed or implied by any forward looking statements. The past performance of the Company is no guarantee of future performance.
- None of Intermin Resources Limited or its directors, officers, employees, agents or contractors makes any representation or warranty (either expressed or implied) as to the accuracy or likelihood of fulfilment of any future looking statement, or any events or results expressed or implied in any forward looking statement, except to the extent required by law.
- You are cautioned not to place undue reliance on any forward looking statement. The forward looking statements in this Presentation reflect views held only as at the date of this Presentation.
- The Company believes that it has a reasonable basis for making the forward looking statements in the Presentation, including with respect to any production targets and financial estimates, based on the information contained in this and previous ASX announcements.

ADDITIONAL PEER INFORMATION

Company	ASX Code	Enterprise Value (A\$)	Mineral Resource (koz)	Development Stage
Bellevue Gold	BGL	266.7	1800	Exploration
Capricorn Metals	CMM	156.4	1525	Feasibility
EganStreet Resources	EGA	41.9	454	DFS
Breaker Resources	BRB	77.6	1084	PFS
Echo Resources	EAR	124.4	1755	BFS
Bligh Resources	BGH	44.5	660	Mining Concept Study
Horizon Minerals	HRZ	54.8	1174	PFS
Genesis Minerals	GMD	33.4	760	Scoping Study
Kin Mining	KIN	35.0	841	PFS
Calidus Resources	CAI	51.6	1250	PFS
Bardoc Gold	BDC	95.3	2582	Feasibility