

ASX ANNOUNCEMENT / MEDIA RELEASE

ASX:ABU

20 November 2013

Managing Director's Address Annual General Meeting 2013

Attached is a copy of the Chairman's Address to the Annual General Meeting of shareholders which is being held today at 2:15pm at BDO Audit (WA) Pty Ltd, 38 Station Street in Subiaco, Western Australia.

About ABM Resources

ABM is an exploration Company developing several gold discoveries in the Central Desert region of the Northern Territory of Australia. The Company has a multi-tiered approach to exploration and development with a combination of high-grade short-term production scenarios such as the Old Pirate High-Grade Gold Project (currently undergoing trial mining), large scale discoveries such as Buccaneer, and regional exploration discoveries such as the Kroda Gold Project. In addition, ABM is committed to regional exploration programs throughout its extensive holdings.

Signed



Jutta Zimmermann
Company Secretary

Darren Holden – Managing Director

Discovery, Development, Growth and Optionality



ABM
RESOURCES NL

Annual General Meeting November 2013

DISCLAIMER

- This presentation has been prepared by ABM Resources NL ("ABM" or the "Company"). It should not be considered as an offer or invitation to subscribe for or purchase any securities in the Company or as an inducement to make an offer or invitation with respect to those securities. No agreement to subscribe for securities in the Company will be entered into on the basis of this presentation.
- This presentation contains forecasts and forward looking information. Such forecasts and information are not a guarantee of future performance, involve unknown risks and uncertainties. Actual results and developments will almost certainly differ materially from those expressed or implied. ABM has not audited or investigated the accuracy or completeness of the information, statements and opinions contained in this presentation. Accordingly, to the maximum extent permitted by applicable laws, ABM makes no representation and can give no assurance, guarantee or warranty, express or implied, as to, and take no responsibility and assume no liability for, the authenticity, validity, accuracy, suitability or completeness of, or any errors in or omission from, any information, statement or opinion contained in this presentation.
- You should not act or refrain from acting in reliance on this presentation material. This overview of ABM does not purport to be all inclusive or contain all information which its recipients may require in order to make an informed assessment of the Company's prospects. You should conduct your own investigation and perform your own analysis in order to satisfy yourself as to the accuracy and completeness of the information, statements and opinions contained in this presentation and making any investment decision.

TECHNICAL STATEMENT / COMPETENT PERSONS STATEMENT

- The information in this report that relates to Exploration Results, Mineral Resources or Ore Reserves is based on information compiled by Mr Darren Holden who is a Member of The Australasian Institute of Mining and Metallurgy. Mr Holden is a full time employee of ABM Resources NL and has sufficient experience which is relevant to the style of mineralisation and type of deposit under consideration and to the activity which he is undertaking to qualify as a Competent Person as defined in the 2004 Edition of the "Australasian Code for Reporting Exploration Results, Mineral Resources and Ore Reserves". Mr Holden consents to the inclusion in the documents of the matters based on this information in the form and context in which it appears.
- Refer to previous Company Press-Releases for full resource estimation details, drill hole details, and intercept calculations. A full list is provided in Appendix C.

A photograph of an open-pit gold mine. The image shows a large, deep excavation with a complex, layered structure of rock and soil. The ground is heavily eroded, with numerous small, yellowish-brown spots scattered across the surface, indicating the presence of gold. The overall color palette is dominated by earthy browns, greys, and yellows. In the foreground, a black metal fence is visible, suggesting the mine is a restricted access area.

An Australian Junior:
Developing one of the
highest grade open-pit gold
deposits on the planet.

Board, Management, Structure



Board of Directors

Dr Mike Etheridge Non-Executive Chairman
(GEOLOGIST)

Mr Darren Holden Managing Director
(GEOLOGIST)

Mr Imants Kins Non-Executive Director
(ECONOMIST)

Mr Graeme Sloan Non-Executive Director
(MINING ENGINEER)

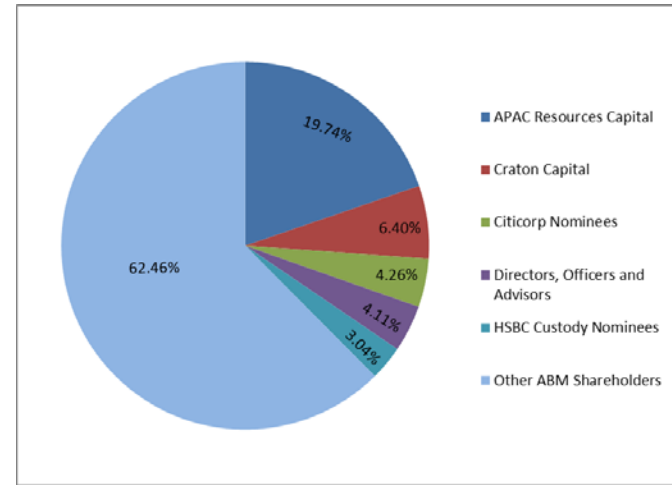
Mr Andrew Ferguson Non-Executive Director
(CAPITAL MARKETS / FUND MANAGER)

Senior Management

Mr Brad Valiukas Chief Operating Officer
(MINING ENGINEER)

Ms Jutta Zimmermann Chief Financial Officer
& Company Secretary (ACCOUNTANT)

Major Shareholders

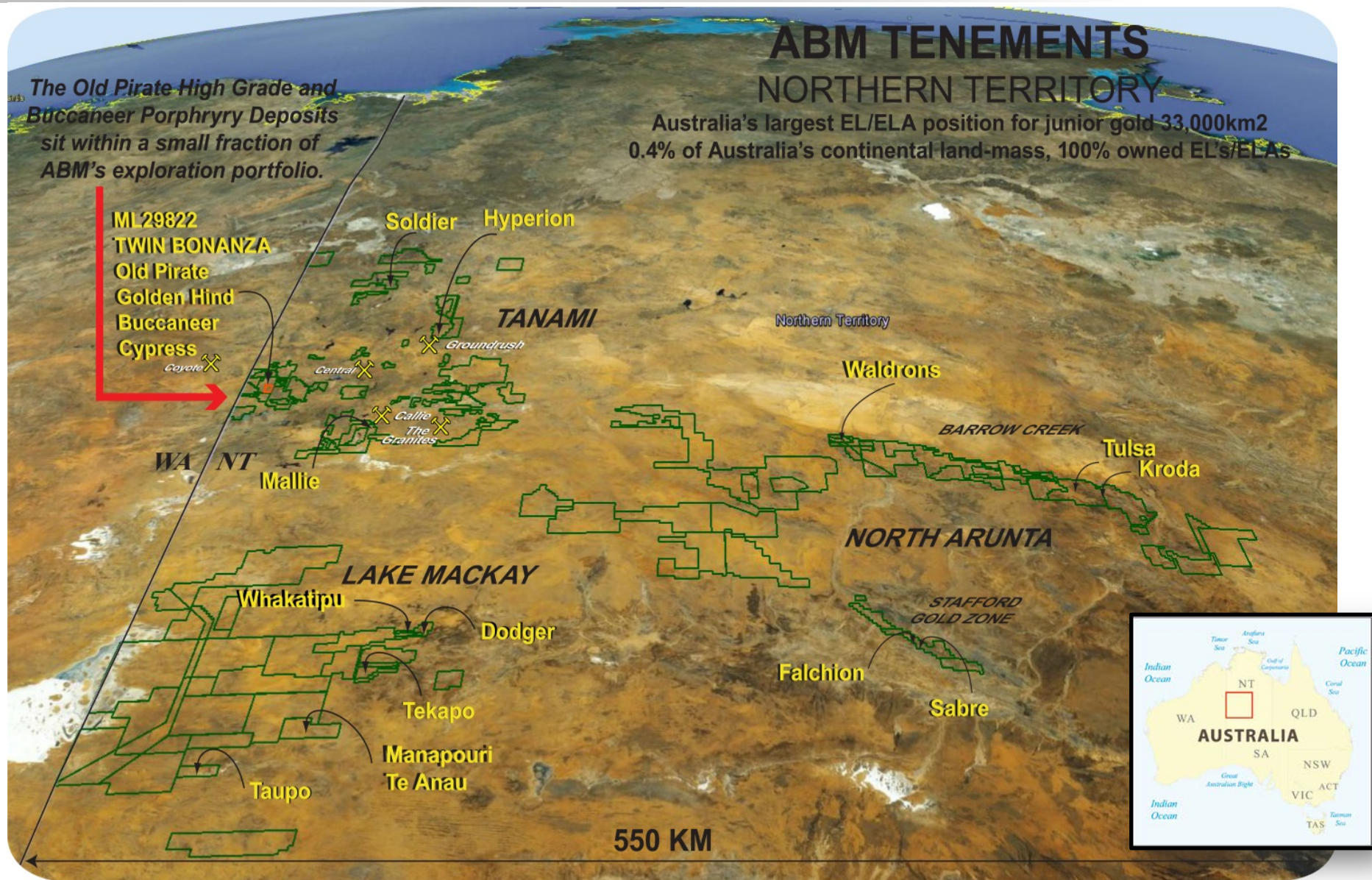


ASX Code	ABU
Shares on issue	3,283M
Share options (Ave Ex Price ~1.5c)	218M
Cash (End of quarter Sept 2013)*	\$2.8M
Market Cap (at 2.3 cents)	\$75.5M
Fully Diluted EV (at 2.7 cents)	\$73M

*** Does not include gold sales starting from October 2013.**

ABM also recently secured a two tranche back up and standby credit facility from the ANZ Bank (\$10M). Credit used as a security against future market conditions and available for non-cash backed draw down on successful completion of Stage One Trial Mining & Processing.

ABM's Significant Landholding



Project Summary - 3.6Moz* in Global Resource



OLD PIRATE HIGH-GRADE GOLD PROJECT

- High-grade never before mined gold deposit in Australia.
- Coarse visible gold in veins from surface.
- 723,800 ounces at 11.96g/t (uncut) Resource Estimation.
- Trial mining in progress.
- High margin open-pit potential.

BUCCANEER PORPHYRY GOLD DISCOVERY

- First gold porphyry discovered in the district.
- 2.67 million ounce resource at 0.65g/t (0.2g/t cut-off).
- Buccaneer HGZ with:
 - 1.1Moz gold averaging 2.23g/t gold (1.0g/t cut-off).
- Significant extensional potential with higher grade zones.

REGIONAL EXPLORATION PORTFOLIO

- Largest land holding in Australia for gold.
- Hyperion - 202,200 oz gold resource.
- Kroda - pre-resource discovery with 29m @ 6.39g/t gold in drilling.
- Large scale untested geochemistry anomalies.
- 60+ regional targets.
- Lake Mackay Exploration Agreement with IGO.

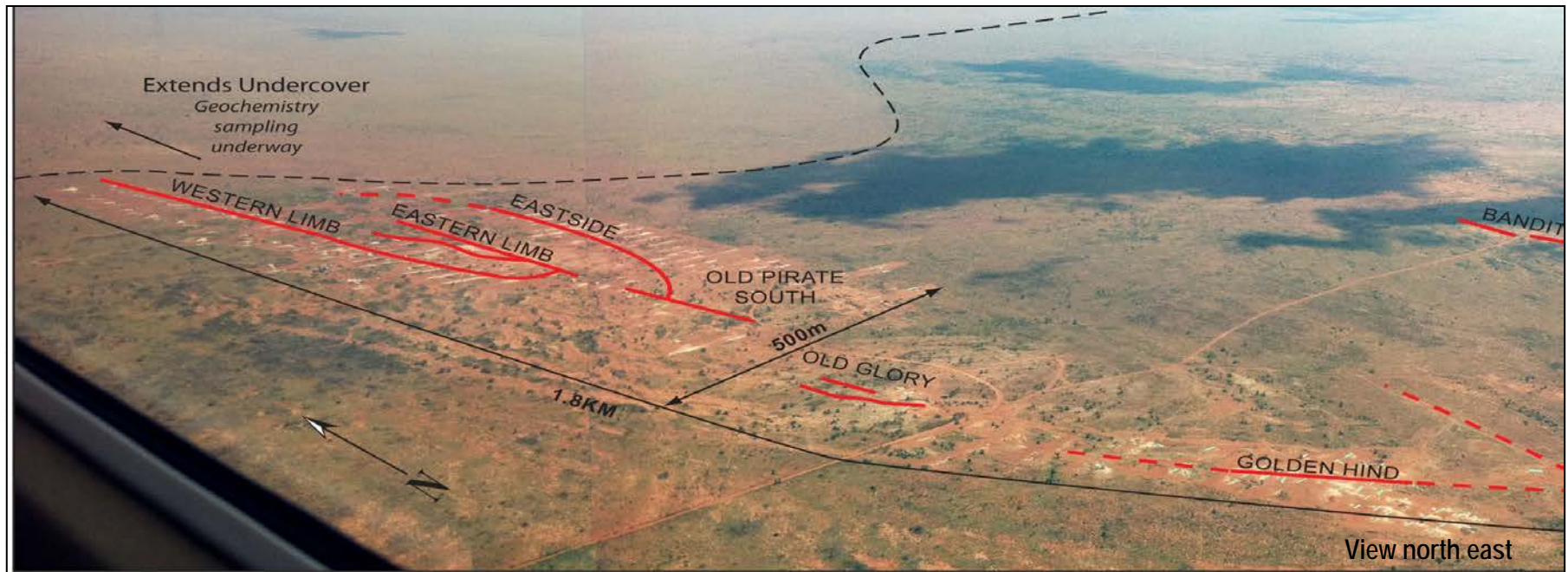
TWIN BONANZA GOLD PROJECT
3.4Moz Gold Resource in 3 years

Refer to Appendix B for full Resource Tables.

*3.6Moz Company global resource = Old Pirate High-Grade Uncut (0.72Moz); Buccaneer global resource 2012 (2.67Moz) + Hyperion (0.2Moz). Refer Appendix B for full details.

Old Pirate – High-Grade Gold Resource

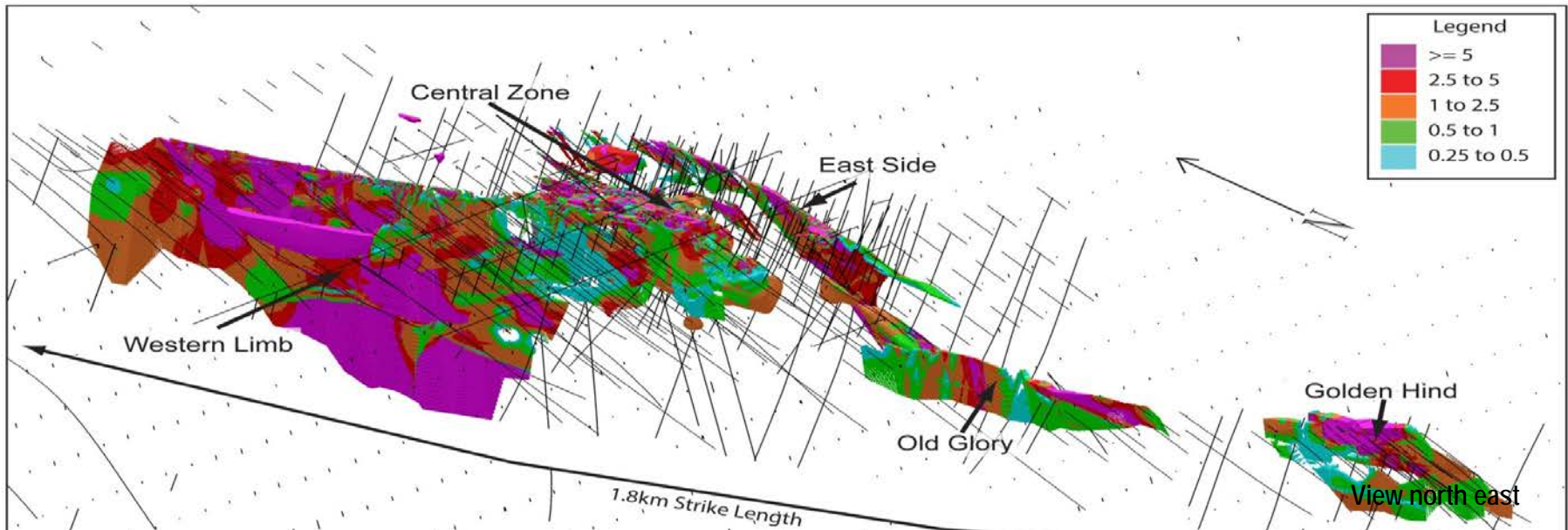
- Mineralisation from surface to a depth of >200m and open in several directions.



Category	Tonnes	Gold Grade (g/t) (300g/t top-cut)	Gold Grade (g/t) (uncut)	Ounces Gold (300g/t top-cut)	Ounces Gold (uncut)
Indicated	889,000	8.19	8.93	234,100	255,300
Inferred	993,000	11.80	14.67	376,900	468,500
Total	1,882,000	10.10	11.96	611,000	723,800

Old Pirate – High-Grade Gold Resource

- Mineralisation from surface to a depth of >200m and open in several directions.



Category	Tonnes	Gold Grade (g/t) (300g/t top-cut)	Gold Grade (g/t) (uncut)	Ounces Gold (300g/t top-cut)	Ounces Gold (uncut)
Indicated	889,000	8.19	8.93	234,100	255,300
Inferred	993,000	11.80	14.67	376,900	468,500
Total	1,882,000	10.10	11.96	611,000	723,800


Old Pirate – High Quality Ore Potential!

Gravity Recovery Test work shows:

- Gravity only recovery >90% in laboratory tests.
- No need for cyanide processing.

All the gold is in quartz:

- 80% of the gold is in 20% of the quartz.
- Coarse gold effect (nugget) understood with longitudinal sampling, and trial mining.
- Multiple high-grade zones provide ease in mine-scheduling.

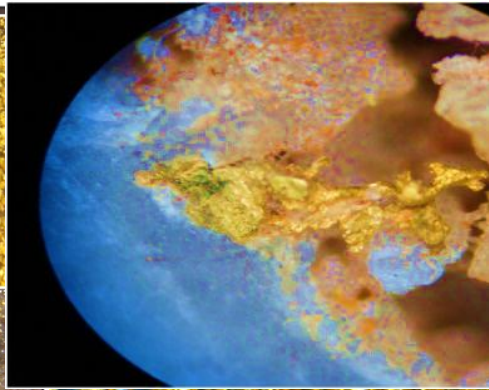



Method	Approximate average sample weight (including duplicates)	Total number of samples in mineralised zones (>0.5g/t)	Approximate mass of total samples	Mean (normalised to 1m sample width)
Trenching	6.9kg	3,355	23,286kg	12.9g/t gold
Drilling	1.85 kg	1,152	2,131kg	9.89g/t gold


Table shows all samples in mineralised veins used in resource estimation.

Old Pirate – High Quality Ore Potential!


*Panning gold from
RC chips on
Western Limb .*



Western Limb Rock samples




OP South



Panning from Heartland Veins



Golden Hind




Old Pirate – High Quality Ore Potential!

Old Pirate Central

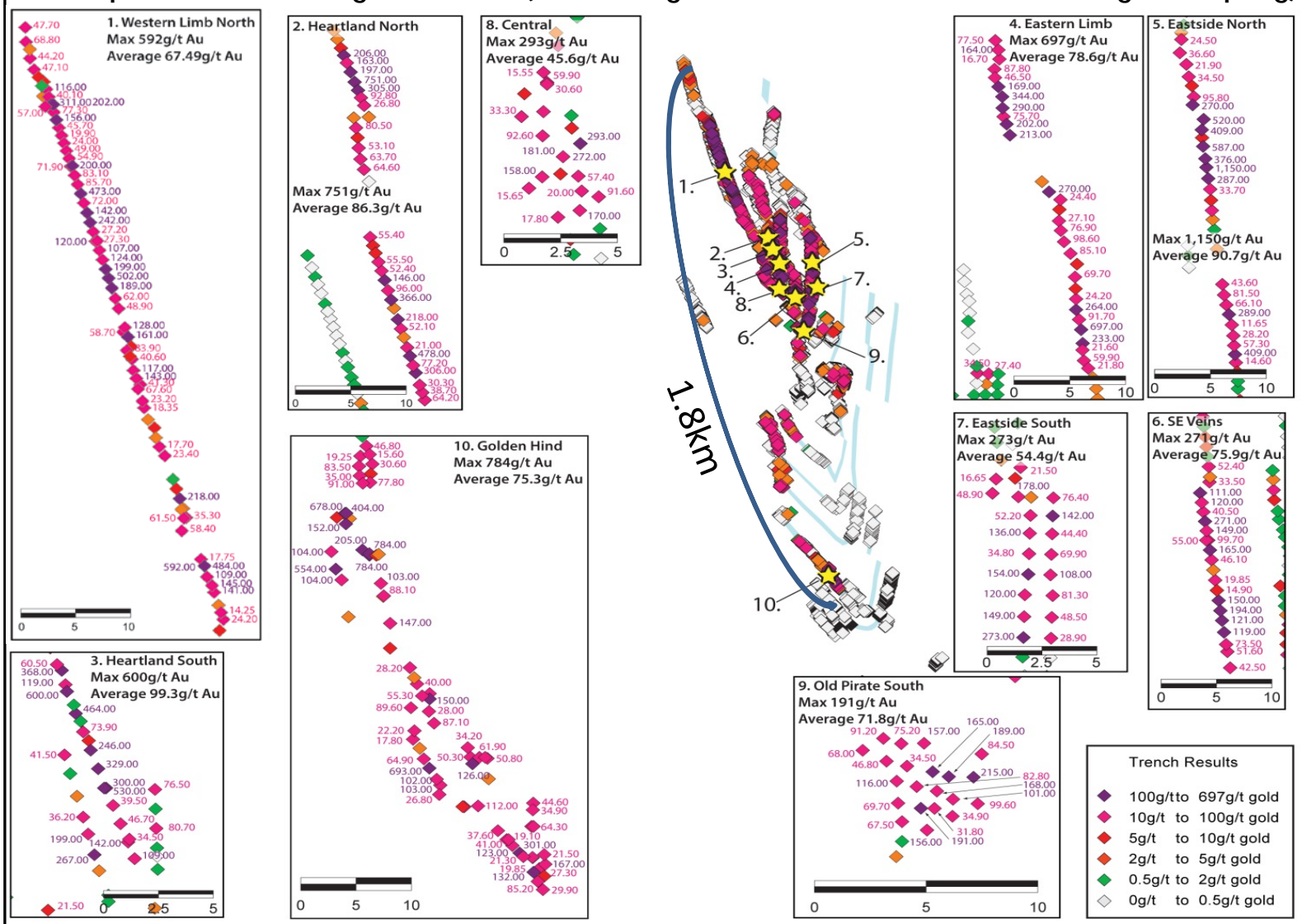


Heartland Vein



Old Pirate – Bonanza Grade Zones Start at Surface!


Example of 10 bonanza grade zones (undiluted grades from continuous strike length sampling)



Surface sampling (longitudinal trenching results) summary from 2011 and 2012 illustrating some of the areas that form part of the trial mine highlighting some of the bonanza high-grade areas at Old Pirate and Golden Hind. Note – these assay results have not been normalised to sample width and are hence undiluted grades. Averages based on original and duplicate samples as previously announced with labels displayed on peak value.

Old Pirate – Our Staged Approach & Why?

- Our alternative to expensive feasibility study process.
- Minimises risk by utilising three key engineering **advantages** compared to other gold development plays:
 - **High-grade** (5 times typical open-pit grade in Australia).
 - **Open pit with NO pre-strip** (first scoops contain gold).
 - **Gold liberates very easily** using gravity methods (no scaled up cyanide recovery required).



Old Pirate – Our Staged Approach

- **Stage One** – Trial Mining 10,000 tonnes under exploration license.
 - Aiming for >10g/t recovered grade (3000ounces) @ >90% recovery.
 - All plant and equipment installed.
 - Weekly gold deliveries to the Perth Mint from October.
 - Aiming to complete by early December.
- **Stage Two** – Open Pit mining using the same plant as at the Trial Mining.
Upon granting of Mineral License. Aiming at late 2013 / early 2014.
- **Stage Three** – Expansion phase increasing to 240,000 to 300,000 tonnes per annum.
When the ore-body tells us to.



Each Stage is designed to mitigate risk, spread capital expenditure, generate cash-flow and increase production incrementally.

Old Pirate – Stage 1 - Bulk Sample / Trial Mining

- Dilution management working well:
 - Direct trenching of veins, versus facing off methods.
 - Minimising dilution to be better than inherent resource-model dilution.
 - So far >9000 tonnes of ore from 7 HG zones stockpiled.
- New high-grade structures and thickening of veins identified.
- Multiple high-grade zones will allow for multiple active mining zones.
- Pilot processing plant performing well at 100 to 150t per shift.



Old Pirate – Stage 1 - Bulk Sample / Trial Mining

Selective mining of veins at Golden Hind



Quartz vein within
Quartz Vein at
Golden Hind

Old Pirate – Stage 1 - Bulk Sample / Trial Mining



Rock breaker for
selective mining



High grade gold
bearing quartz vein



Facing off
technique

Old Pirate – Stage 1 - Bulk Sample / Trial Mining

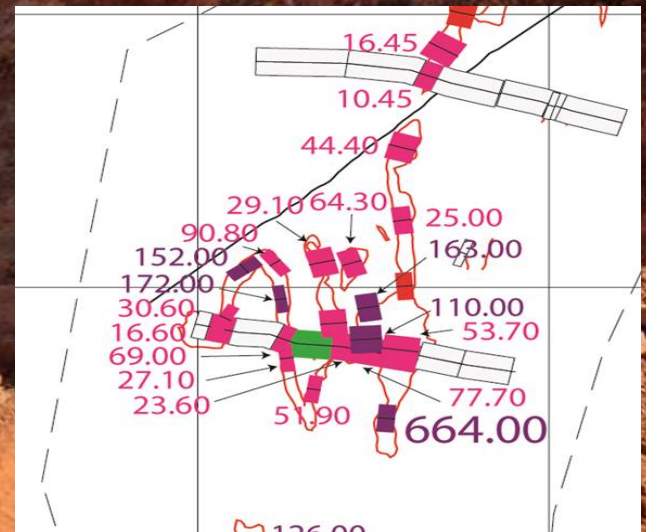
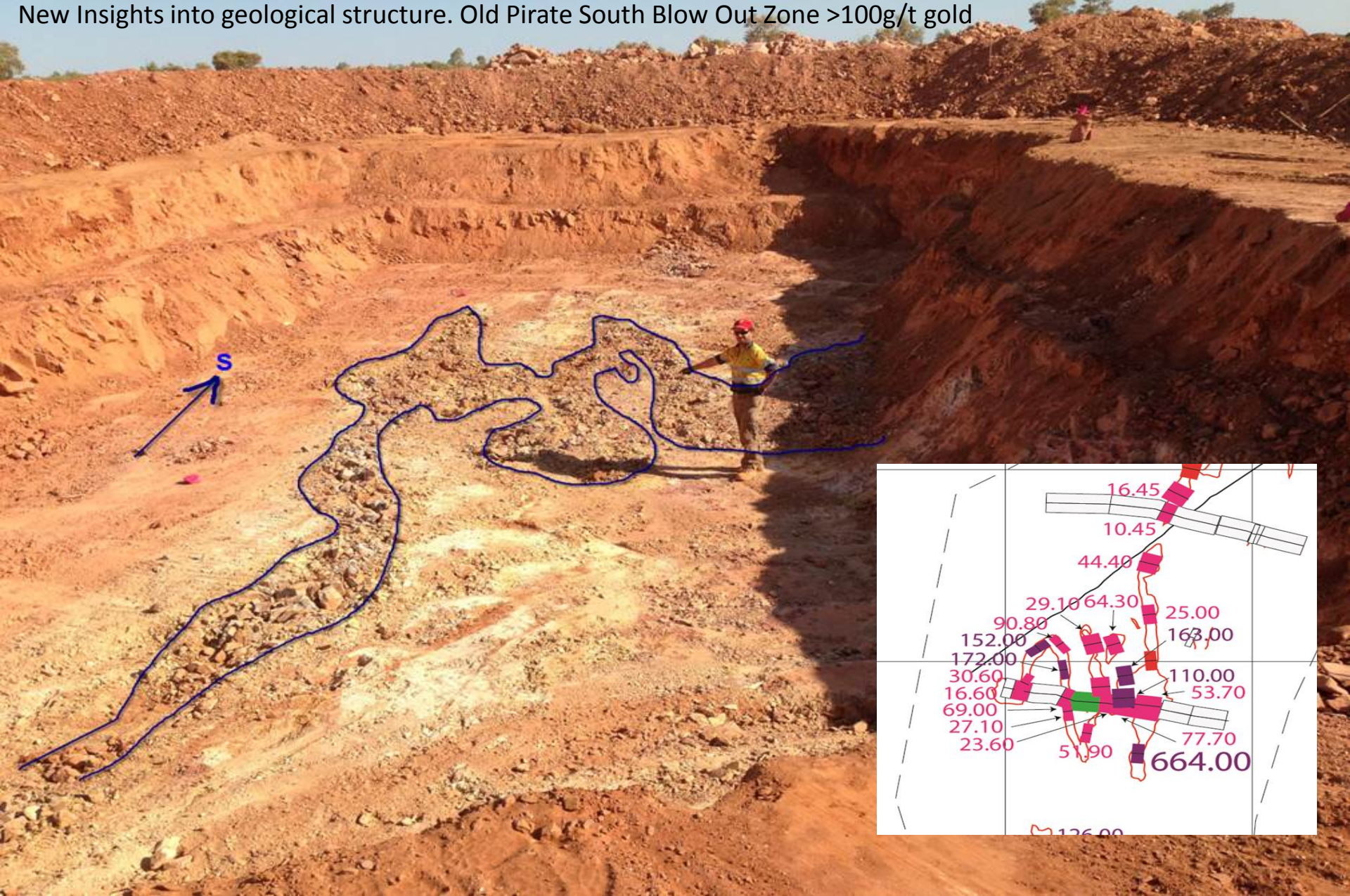


Stockpiling Ore at Old Pirate South




Old Pirate – Stage 1 - Bulk Sample / Trial Mining

New Insights into geological structure. Old Pirate South Blow Out Zone >100g/t gold



Old Pirate – Stage 1 - Bulk Sample / Trial Mining

New Splay structures revealed at the Western Limb.



Ultra detailed mapping and sampling to understand our mineralised system.



Old Pirate – Stage 1 - Bulk Sample / Trial Mining



Buccaneer




View West

Old Pirate – Stage 1 - Bulk Sample / Trial Mining

Pilot Processing Plant – Crushing circuit, ball mill, coarse gold jigs, knelson concentrator and upgrade tables.



Old Pirate – Stage 1 - Bulk Sample / Trial Mining



Gemini concentrate upgrade recovery table




Concentrate

Old Pirate – Stage 1 Bulk Sample / Trial Mining

What we have learned so far?

- Dilution management indicates we can mine at a higher grade than the resource model indicates.
- Several new zones / or blow-outs have been recognised.
- Weekly gold sales since early October
- Gold building up in circuit as well as recovered across table.
- Tails grades and “in-plant” recovery are excellent with **>90% recovery indicated.**



Tonnes Processed	Head Grade Average	Tail Grade Average	In-plant Gravity Recovery (%)	Gold Delivered to Perth Mint	Gold In Circuit	Total Gold (Delivered or In Circuit)
5,067t	14.7g/t	1.3g/t	91.10%	1,233 ounces / 38.4kg	945 ounces / 29.4kg	2,178 ounces / 67.8kg

Halfway point statistics (11/11/2013) ^

Old Pirate – Beyond the Trial

Following successful trial and on-going optimisation studies:

Stage Two – open pit mining utilising the pilot plant

- Mineral lease application well underway.
- 150,000 tpa plant with only minor improvements required to Pilot Plant.
- Targeting top 30 metres in Stage Two with resource (in top 30m) of:
 - 420,000 tonnes averaging 10.36g/t gold for 140,000 ounces (indicated + inferred).



Stage Three – Expansion Phase

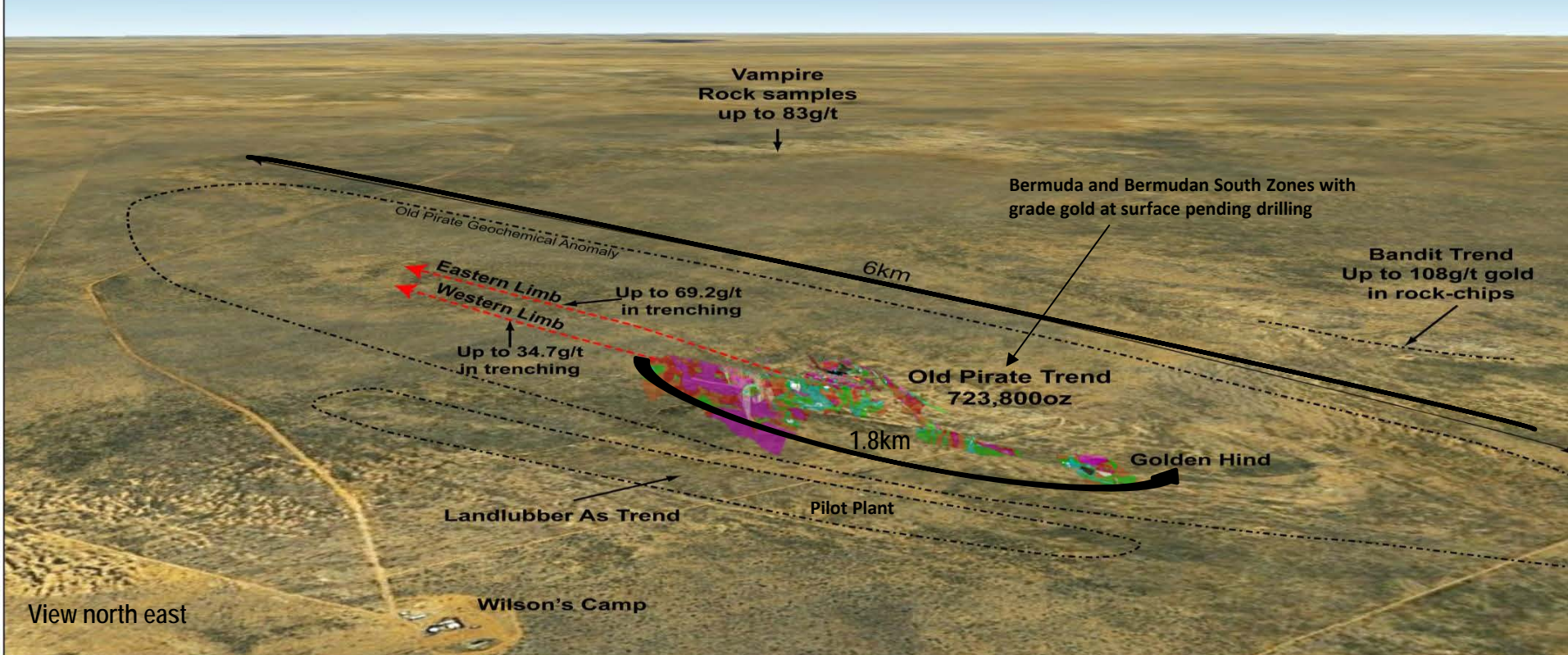
- Increase to 240,000 to 300,000 tpa by scaling modular plant funded from proceeds of Stage Two.
- Pit expansion and potential underground development when the ore-body tells us too.
- Conceptually 300,000 tpa at 10g/t gold is a ~100,000 ounces gold per annum operation.

Beyond Stage Three – Integration with Buccaneer Porphyry Gold Deposit?

Old Pirate – Growth Potential

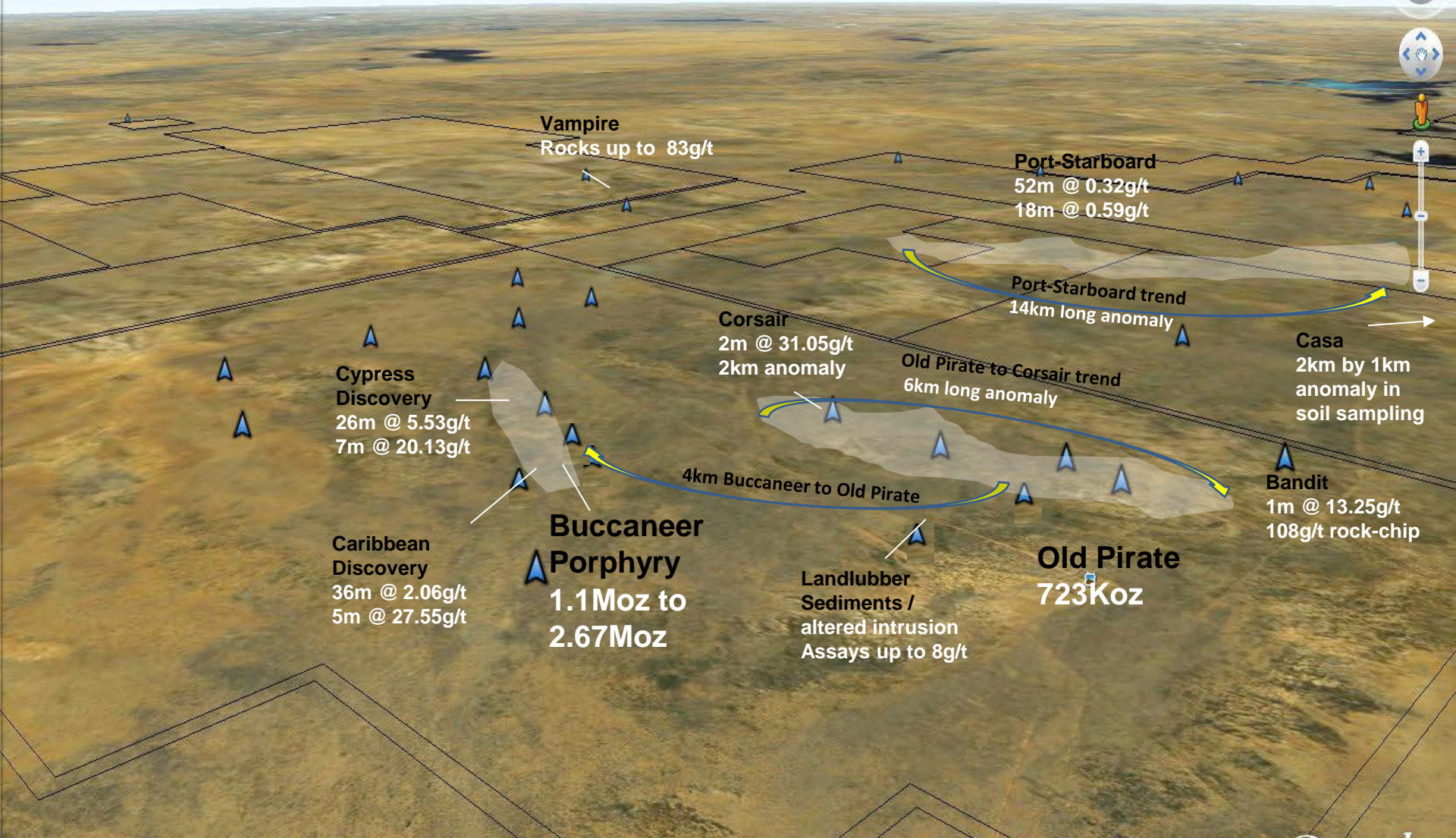
- Western Limb & Eastern Limb have outcrop beyond existing resource, both with significant gold samples up to **34.7g/t gold** and **69.7g/t gold** respectively.
- Gold in soil anomaly >6km long.
- Bermuda and Bermuda South Zone 200m to SE of Old Pirate with high-grade veins pending drill test.
- Bandit Trend and Vampire Trend with up to **108g/t** and **83g/t gold** respectively.

Search for more “Golden Hinds”: Small footprint high-grade deposit - Discovered 2012 -> Mined 2013.



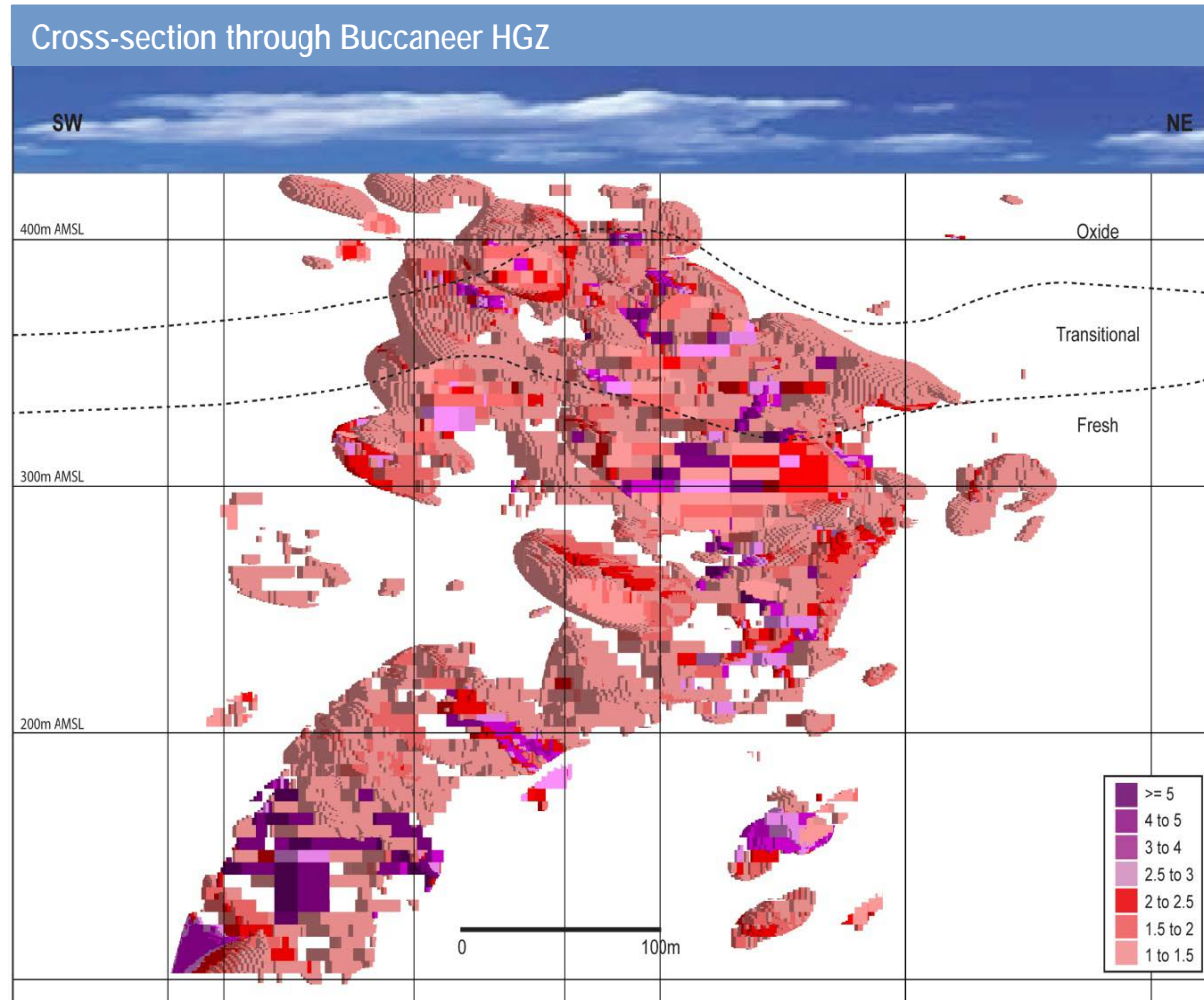
Twin Bonanza Gold Camp

>80 square kilometres of gold anomalism and 30+ targets.



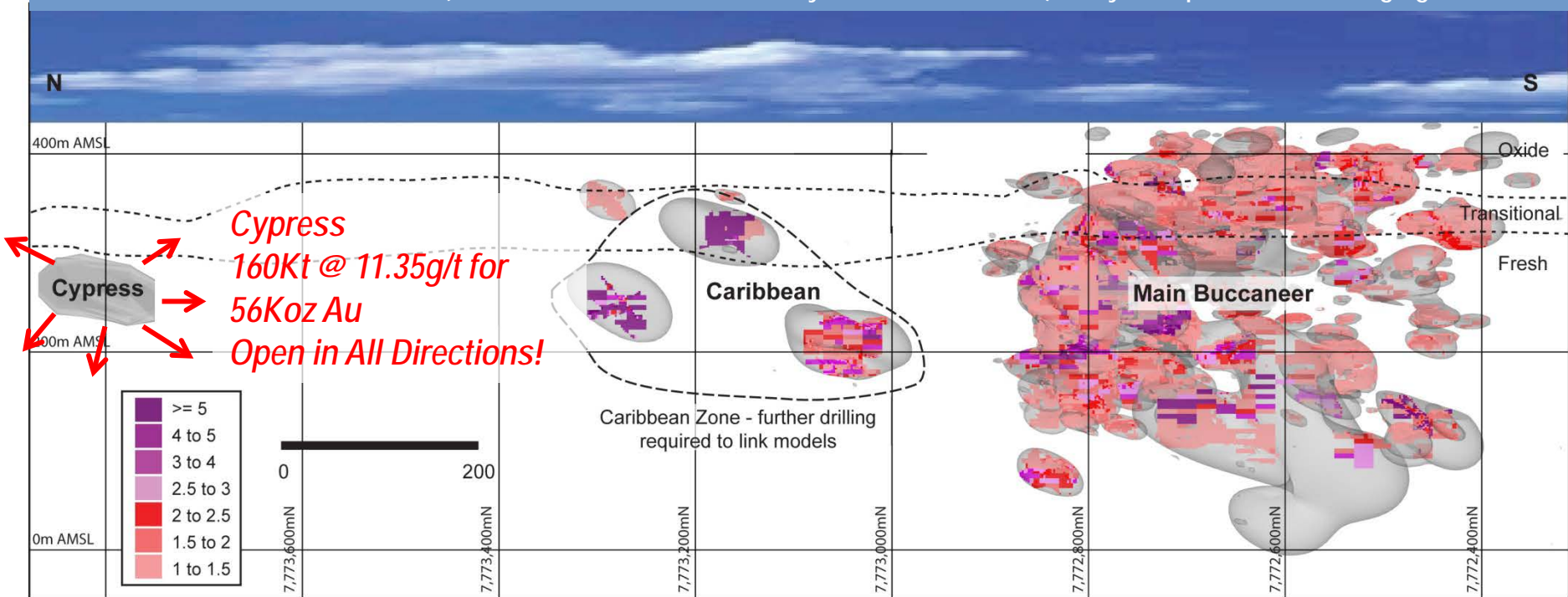
Buccaneer Gold Porphyry

- The first intrusive related gold deposit discovered in the region.
- Bulk tonnage 127.8Mt @ 0.65g/t gold for 2.67Moz gold.
- New Buccaneer HGZ Resource:
 - 15.3Mt @ 2.23g/t gold for 1.1Moz gold (1g/t cut-off).
- Located **only 3km** from Old Pirate.
- Footprint 650m x 550m.
- True width of higher grade zones >100m.
- Has the scale potential to suggest **low-strip ratio / bulk tonnage** mining operation.



Buccaneer Gold Porphyry – 2013 HGZ Zone

Buccaneer HGZ Model – View East (Indicated Resources Blocks only, Inferred not shown). Grey transparent area is 0.5g/t grade shell.

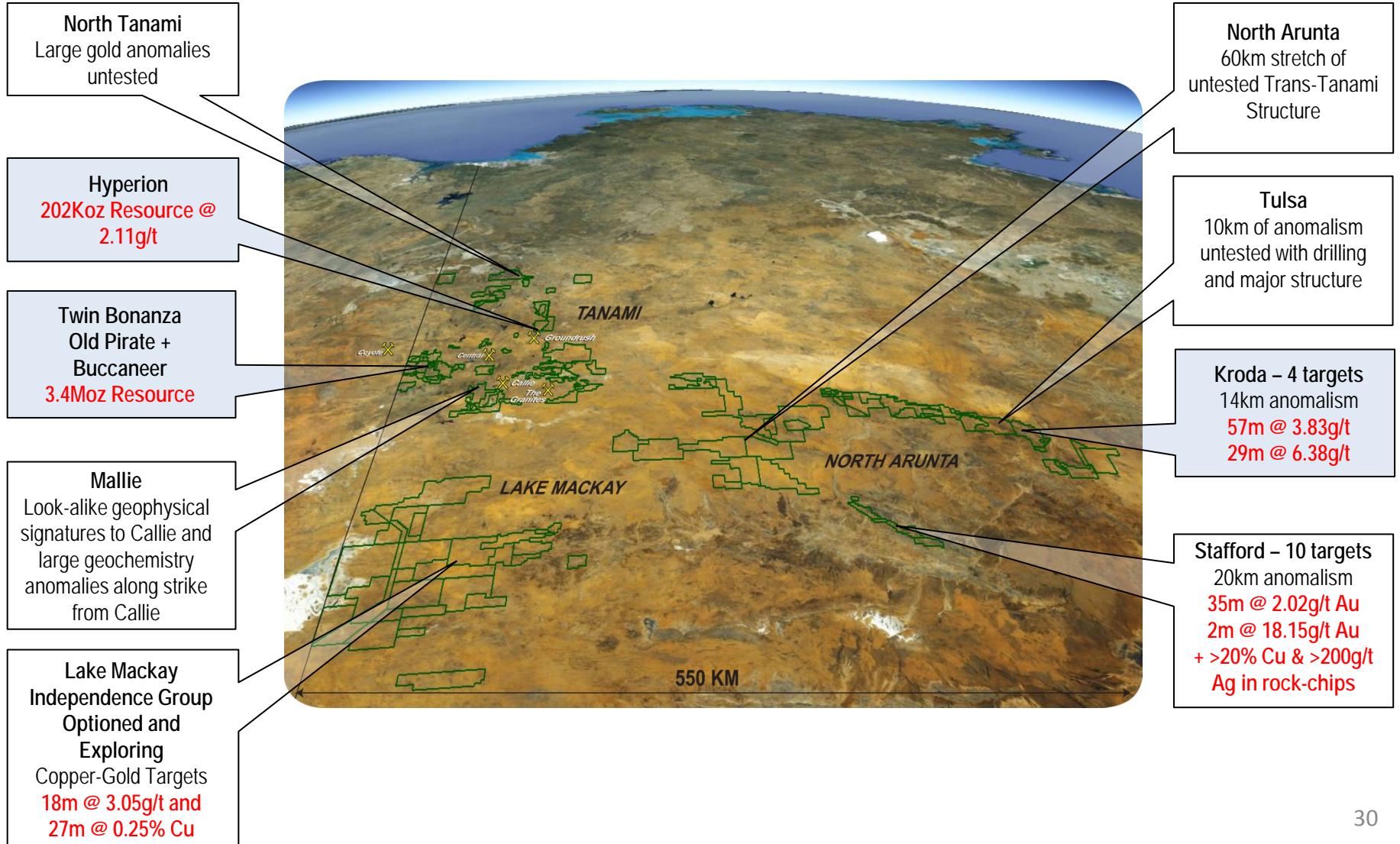


Buccaneer HGZ Resource at 2g/t cut-off.					
Category	Tonnes	Grade (g/t Au) top-cut	Grade (g/t Au) uncut	Ounces Gold top-cut	Ounces Gold uncut
Indicated	2,261,000	3.39	4.17	246,200	303,000
Inferred	3,573,000	3.75	4.56	431,100	523,500
Total	5,834,000	3.61	4.41	677,300	826,500

Buccaneer HGZ Resources at 1g/t cut-off.					
Category	Tonnes	Grade (g/t Au) top-cut	Grade (g/t Au) uncut	Ounces Gold top-cut	Ounces gold uncut
Indicated	7,117,000	2.00	2.25	458,500	515,300
Inferred	8,183,000	2.43	2.78	639,700	732,200
Total	15,300,000	2.23	2.54	1,098,200	1,247,500

Regional Projects - Overview

A multitude of advanced and high priority exploration targets throughout the Central Desert, NT



Summary

The Company

- ✓ Strong management & exploration / development team.
- ✓ Discovery to production (trial) in quick time and low cost.
- ✓ Exceptional track record.



The Assets

- ✓ New discoveries 3.6Moz defined in <3 years of exploration.
- ✓ Includes the highest grade gold deposit at surface in Australia.
- ✓ ~60 regional targets / the largest gold land holding in the country.

The Future

- ✓ Old Pirate Trial Mining and Processing completion and reconciliation.
- ✓ Expandable resource, mining and processing using staged approach.
- ✓ Extensional exploration with Bermuda, Bermuda South Zone and Bandit South High-Grade discoveries in 2013.
- ✓ Potential near-term production and cash flow at Old Pirate and long-term large scale project at Buccaneer.
- ✓ Regional exploration including IGO at Lake Mackay

Thank You



For Further Information Contact ABM Resources NL

Managing Director – Darren Holden

CFO / Company Secretary – Jutta Zimmermann

COO – Brad Valiukas

Investors Relations Coordinator – Berdine Mastaglia

www.abmresources.com.au

admin@abmresources.com.au

Tel +61 8 9423 9777

Appendix A - Board and Management



Board of Directors

Dr Mike Etheridge
Non-Executive Chairman

Dr Etheridge is a geologist with over 40 years' experience in exploration, mining, consulting and research. Until 2004 he was Chairman of the consulting firm SRK Consulting (Australia), having co-founded its predecessor, Etheridge Henley Williams in 1990. Dr Etheridge is a former board member on Consolidated Minerals and Lihir Gold and is currently Chairman of Zeus Uranium and Clancy Exploration Ltd. Dr Etheridge is an Adjunct Professor at Macquarie University where he has led an industry collaborative resource project on risk and value in mineral exploration.

Mr Darren Holden
Managing Director

Mr Holden is a geologist with over 18 years experience in mining and exploration. Mr Holden has previously held the role of Senior Consultant at Fractal Geoscience and was involved in modelling and targeting on a wide range of deposit styles. Mr Holden was a leading member of the team that won the GoldCorp Challenge in 2001. Prior to ABM, Mr Holden was Vice President Exploration for a Vancouver based junior and oversaw the definition of several deposits including a multi-million ounce gold porphyry in Alaska.

Mr Imants Kins
Non-Executive Director

Mr Kins is an Economist with over 25 years experience specialising in the resource sector. He has a Bachelor of Economics from the University of WA and a Master of Arts (Futures studies) degree from the Curtin University of Technology. Since 1987 Mr Kins has mainly worked as a consultant to the resource sector undertaking projects with exploration and mining companies, investors and brokers.

Graeme Sloan
Non-Executive Director

Mr Sloan is a Mining Engineer with extensive corporate and operational experience both within Australia and overseas and is currently CEO of Herencia Resources PLC. He has held senior roles with several ASX listed companies, including Managing Director/CEO of Tanami Gold NL, and has been responsible for the successful development, implementation and commissioning of various projects over a range of different commodity types.

Andrew Ferguson
Non-Executive Director

Andrew Ferguson is an Executive Director and the Chief Executive Officer of APAC Resources Limited, which is a natural resources investment company listed on Hong Kong Stock Exchange. Mr Ferguson holds a Bachelor of Science Degree in Natural Resource Development and was a mining engineer in Western Australia in the mid 90's. In 2003, Mr Ferguson co-founded New City Investment Managers in England. He has a proven track record in fund management and was the former co-fund manager of City Natural Resources High Yield Trust, which was awarded best UK Investment Trust in 2006. He has also worked for CQS LLP (CQS) in Hong Kong as the Chief Investment Officer for New City Investment Managers CQS and a Senior Portfolio Manager for CQS.

Senior Management

Brad Valiukas
Chief Operating Officer

Mr Brad Valiukas is a Mining Engineer with over 16 years management and technical experience in the mining sector. Mr Valiukas has previously held roles of Chief Operating Officer at Focus Minerals Ltd, Deputy Chief Mining Engineer at Mincor Resources and has worked in both open pit and underground mining environments, and is an expert in narrow vein mining. Mr Valiukas holds a Bachelor of Engineer (Mining) from the University of New South Wales and multiple industry based accreditations.

Jutta Zimmermann
Chief Financial Officer &
Company Secretary

Ms Zimmermann has over twenty years experience in accounting, taxation and management in both Australia and Germany. She is an accountant with an Australian AQF diploma level and a equivalent Australian bachelor degree level from the Furtwangen Polytechnic in Information Technology and is a member of Chartered Secretaries Australia. Ms Zimmermann holds the position of Chief Financial Officer with the company and was appointed Company Secretary on 17 April 2007.

Appendix B – Resource Statement



Old Pirate Resource Estimation February 2013.

Category	Tonnes	Gold Grade (g/t) (300g/t top-cut)	Gold Grade (g/t) (uncut)	Ounces Gold (300g/t top-cut)	Ounces Gold (uncut)
Indicated	889,000	8.19	8.93	234,100	255,300
Inferred	993,000	11.80	14.67	376,900	468,500
Total	1,882,000	10.10	11.96	611,000	723,800

*Note - totals may vary due to rounding. Refer press release 4th February, 2013 for full details.

Appendix B – Resource Statement



Buccaneer Higher Grade Zone Resource at 2g/t cut-off.					
Category	Tonnes	Grade (g/t Au) top-cut	Grade (g/t Au) uncut	Ounces Gold top-cut	Ounces Gold uncut
Indicated	2,261,000	3.39	4.17	246,200	303,000
Inferred	3,573,000	3.75	4.56	431,100	523,500
Total	5,834,000	3.61	4.41	677,300	826,500

Buccaneer Higher Grade Zone Resources at 1g/t cut-off.					
Category	Tonnes	Grade (g/t Au) top-cut	Grade (g/t Au) uncut	Ounces Gold top-cut	Ounces gold uncut
Indicated	7,117,000	2.00	2.25	458,500	515,300
Inferred	8,183,000	2.43	2.78	639,700	732,200
Total	15,300,000	2.23	2.54	1,098,200	1,247,500

Buccaneer Bulk Tonnage Resource at 0.2g/t cut-off			
0.2g/t cut off	Million Tonnes	Gold (g/t)	Million Ounces
Indicated	34.0	0.64	0.702
Inferred	93.9	0.65	1.970
Total	127.9	0.65	2.672

*Note - totals may vary due to rounding. Refer press release 5th February, 2013 and 16th April, 2012 for full details.

Appendix B – Resource Statement



Twin Bonanza Global Resource with Old Pirate and Buccaneer High-Grade Zone at 2g/t cut-off.				
Project	Cut-off	Tonnes all categories	Grade (g/t Au) all categories	Ounces gold
Old Pirate Trend	1.0g/t (cut-off)	1,882,000	10.1	611,000
Buccaneer HGZ	2.0g/t (cut-off)	5,834,000	3.61	677,300
Total		7,716,000	5.19	1,288,300

Twin Bonanza Global Resource with Old Pirate and Buccaneer High-Grade Zone at 1g/t cut-off.				
Project	Cut-off	Tonnes all categories	Grade (g/t Au) all categories	Ounces gold
Old Pirate Trend	1.0g/t (cut-off)	1,882,000	10.1	611,000
Buccaneer HGZ	1.0g/t (cut-off)	15,300,000	2.23	1,098,200
Total		17,182,000	3.10	1,709,200

*Note - totals may vary due to rounding. Refer press release 5th February, 2013 for full details.

Appendix B – Resource Statement



Hyperion Gold Project Resource Estimation without top-cut.			
0.8g/t cut off	Tonnes	Gold (g/t)	Ounces
Hyperion Central	2,209,000	2.14	152,100
Hyperion South	768,000	2.71	66,800
Total	2,977,000	2.29	219,000
2g/t cut-off	Tonnes	Gold (g/t)	Ounces
Hyperion Central	875,000	3.36	94,400
Hyperion South	272,000	5.37	47,000
Total	1,147,000	3.83	141,400

Hyperion Gold Project Resource Estimation with 50g/t top-cut.			
0.8g/t cut off	Tonnes	Gold (g/t)	Ounces
Hyperion Central	2,209,000	2.06	146,600
Hyperion South	768,000	2.25	55,500
Total	2,977,000	2.11	202,200
2g/t cut-off	Tonnes	Gold (g/t)	Ounces
Hyperion Central	875,000	3.17	89,100
Hyperion South	272,000	4.08	35,700
Total	1,147,000	3.38	124,800

*Note - totals may vary due to rounding. Refer press release 16th April, 2012 for full details.

Appendix C – List of ASX Announcements



List of ASX announcements relating to technical results in this presentation.

Please refer for intercept calculation method, resource estimation, assay results and sampling techniques etc.

11/11/2013	Trial Processing Accelerates at the Old Pirate Gold Project	15/06/2012	New High Grade Vein Uncovered at Old Pirate
08/10/2013	Trial Mining and Processing Update at Old Pirate	09/07/2012	Phase 2 Surface Sampling on East Side Vein
18/09/2013	Trial Mining and Processing Update at Old Pirate	28/06/2012	New Prospect with Coarse Visible Gold at Surface
04/09/2013	Processing of High-Grade Material Underway at Old Pirate	14/06/2012	High Grade Gold Drill Results Extend Buccaneer
16/08/2013	Trial Mining Continues and Commissioning of Plant Underway	15/05/2012	Old Pirate Stage 1 Scoping Study Results
01/08/2013	Trial Mining Update at Old Pirate High-Grade Gold Project	03/05/2012	2012 Exploration Season Underway
03/07/2013	Trial Mining & Processing Update at Old Pirate Gold Project	16/04/2012	3.3 Million Ounces Gold in Resources
12/06/2013	Trial Mining & Processing Update at Old Pirate Gold Project	12/03/2012	Hyperion Drill Results show wide mineralised zones
29/05/2013	More High-Grade Gold in New Zones Near Old Pirate	07/03/2012	Latest Results Extend Eastern Contact Zone
29/04/2013	Bandit Trend Near Old Pirate with Samples to 108g/t gold	28/02/2012	Hyperion Best Ever Intercept 35m @ 5.43 g/t Gold
09/04/2013	More High-Grade Gold at Old Pirate	08/02/2012	Old Pirate Trenching Extends to 726 metres @ 24.01g/t Gold
18/03/2013	Trial Mining Permit Received for Old Pirate Gold Project	20/01/2012	ABM and Tanami Gold enter Memorandum of Understanding
05/02/2013	Buccaneer Higher Grade Zones Establish Growth Pathway	20/01/2012	TAM: Tanami Gold NL and ABM enter MOU
04/02/2013	Significant Upgrade for Old Pirate sets ABM for Trial Mining	19/01/2012	Impressive Drill Results from Buccaneer Porphyry
26/11/2012	Old Pirate Western Limb Widens with High-Grade at Depth	18/01/2012	Cypress Zone Drill Results 8m@7.43g/t Au within 87m@1.13g/t
19/11/2012	New High Grade Veins Uncovered at Surface at Old Pirate	5/01/2012	Old Pirate Trenching Update - 582m strike @ 23.98g/t Gold
16/11/2012	First Results from Old Glory	23/12/2011	BRR -ABM extends high grade trenching results at Old Pirate
19/10/2012	OP Western Limb Extends with Surface Sampling av. 52.3g/t	22/12/2011	Old Pirate Trenching Extends to 427m Strike @ 21.85g/t Gold
09/10/2012	Extensional Exploration Results with Assays up to 156g/t Gold	5/12/2011	Technical and Corporate Update Presentation
02/10/2012	Golden Hind Spectacular Drill Intersections 42m @ 44g/t	30/11/2011	Broadcast - MD talks Gold from the Old Pirate
17/09/2012	High-Grade Discovery Confirmed at Golden Hind 17m @ 29.43g/t	29/11/2011	High Grade Old Pirate Phase 2a Trench Results
05/09/2012	Old Pirate Test Work – Exceptional gravity Gold Recovery	28/11/2011	Twin Bonanza Drill Results Extending Caribbean to Cypress
20/08/2012	Exploration Update Golden Hind and New Prospect	24/11/2011	Historic Access Agreement Signed for Lake Mackay Regional
06/08/2012	High Grade Gold results from the Golden Hind Discovery	24/11/2011	Lake Mackay Phase 1 Drill Results
02/08/2012	Old Pirate High Grade Drill Results 5m @ 52.27g/t gold	09/11/2011	Drilling Commences at Hyperion
01/08/2012	High Grade Gold Drill Results at Buccaneer	24/10/2011	Further Buccaneer Drill Results
16/07/2012	Phase 3 Surface Vein Sampling Extends Old Pirate	13/10/2011	Old Pirate Trenching Combined Strike Length 166m@19.17g/t Au

Appendix C – List of ASX Announcements



List of ASX announcements relating to technical results in this presentation.

Please refer for intercept calculation method, resource estimation, assay results and sampling techniques etc.

11/10/2011	Buccaneer Extension 26m @ 2.9g/t within 18m @ 4.05g/t Gold	13/01/2011	Buccaneer Porphyry Delivers Impressive Results
27/09/2011	Drilling at Kroda Confirms Second Discovery Camp in the NT	11/01/2011	Drill Results from the Hyperion Gold Project
12/09/2011	New Discovery at Cypress Prospect with 26m @ 5.53g/t Gold	13/12/2010	Buccaneer Continues To Grow With Step Out Drilling
07/09/2011	Old Pirate Northern Extensions Further High Grade Results	15/11/2010	2010 Old Pirate Drilling and Screen Fire Assay Program
02/09/2011	Broadcast - ABM Gold Assays over 400 Grams per Tonne	04/11/2010	ABM adds second drill rig to NT exploration programs
31/08/2011	Old Pirate Northern Extensions High Grade Drill Results	18/10/2010	Step Out Drilling at Buccaneer Delivers Excellent Intercepts
24/08/2011	Drilling Commences at Lake Mackay Copper-Gold Targets	22/09/2010	ABM Continues to Expand Buccaneer Gold Porphyry
17/08/2011	Caribbean Zone and Buccaneer Deposit Significantly Extended	13/09/2010	Best Intersection at Buccaneer - 202m grading 1g/t Gold
09/08/2011	Broadcast Spectacular Gold at Old Pirate Northern Extensions	31/08/2010	Update Old Pirate High Grade Gold Prospect at Twin Bonanza
08/08/2011	Spectacular Gold at Old Pirate Northern Extensions	19/08/2010	Buccaneer Porphyry Gold Drill Results Double Vertical Extent
01/08/2011	Further Extensional Buccaneer Drill Results	27/07/2010	Bonanza Grades at Old Pirate - 5 metres at 274 g/t Gold
18/07/2011	Further Extensions at Buccaneer and New Porphyry Discovery	12/07/2010	Drill Results - 35m at 6.35g/t Au inc 8m at 21.78g/t Au
04/07/2011	New Sedimentary Hosted Oxide Gold Discovery at Twin Bonanza	07/07/2010	Exploration Update - Visible Gold at Old Pirate South
20/06/2011	Drilling Commences at the Kroda Gold Project	15/06/2010	Exploration Update from Twin Bonanza
17/06/2011	Broadcast -ABM hits New Gold Zone and Extends Mineralisation	24/05/2010	First Drill Results - High Grade Intercept Extends Sabre
16/06/2011	Further Success at Buccaneer - Discovery at Caribbean Zone	13/05/2010	Samples Return 20.3% Copper and 271 g/t Silver
09/06/2011	First 2011 Drilling Extends Buccaneer	27/04/2010	ABM Resources Announces the Commencement of Drilling
10/05/2011	Updated Investor Presentation	16/04/2010	Presentation - The Big 8
09/05/2011	Exploration Update Twin Bonanza Program Ahead of Schedule	31/03/2010	Newmont Transaction Complete - Prioritising 8 Discoveries
27/04/2011	Extensional Drilling Underway at Buccaneer Western Zone	16/03/2010	Kroda Gold Project - 6 Metres at 25.9g/t Gold
04/04/2011	Metallurgical Tests Reveal High Quality Ore - 99.5% Recovery	09/03/2010	Hyperion Gold Project with 60 m at 2.57 g/t Gold
22/03/2011	Presentation - Twin Bonanza and 1.67 Moz Buccaneer Deposit	02/02/2010	The Old Pirate High Grade Gold Project
21/02/2011	Presentation - 1.67 Moz Gold - And We've Only Just Begun	01/02/2010	Detail on the Twin Bonanza Porphyry Gold Project
21/02/2011	Maiden Resource Estimation for Buccaneer	28/01/2010	Acquisition of Advanced Gold Prospects from Newmont
03/02/2011	Twin Bonanza Gold Camp Expands to 30 Targets	18/01/2010	Exploration Update for Reynolds Range Project Area
31/01/2011	New Targets at Twin Bonanza Gold Camp	07/01/2010	ABM Provides Exploration Update for Lake Mackay Project