

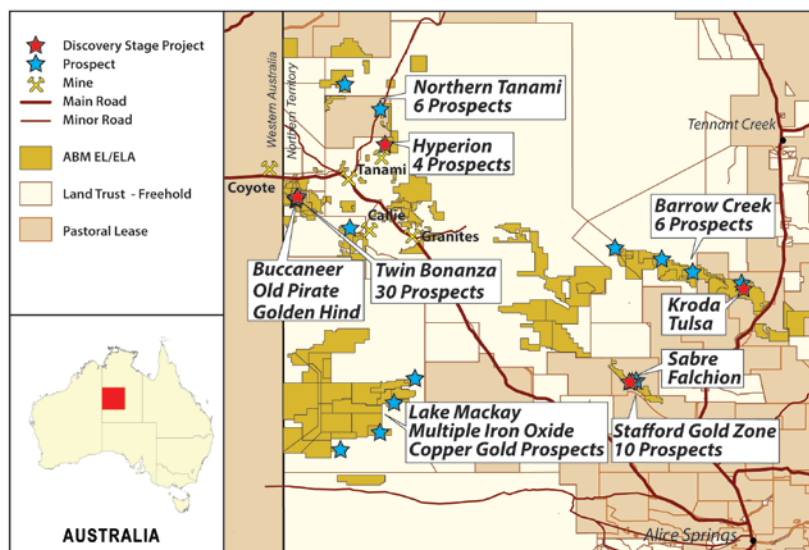
August 5<sup>th</sup>, 2013

## Diggers & Dealers Presentation

Mr Darren Holden, Managing Director of ABM Resources NL, will be presenting at this year's Diggers and Dealers Conference in Kalgoorlie, Western Australia. The presentation commences at 12:50pm on Tuesday 6<sup>th</sup> August 2013. The presentation contains information including recently released updates on the Trial Mining and Processing at the Old Pirate High-Grade Gold Deposit on the Company's Twin Bonanza Gold Project.

### About ABM Resources

ABM is an exploration Company developing several gold discoveries in the Central Desert region of the Northern Territory of Australia. The Company has a multi-tiered approach to exploration and development with a combination of high-grade potentially short-term production scenarios such as Old Pirate and the Golden Hind, large scale discoveries such as Buccaneer, and regional exploration discoveries such as the Kroda Gold Project. In addition, ABM is committed to regional exploration programs throughout its extensive holdings.



**Figure 1. ABM Project Location Map in Northern Territory.**

Signed



Darren Holden – Managing Director

# Diggers & Dealers

Darren Holden – Managing Director  
August 2013

Discovery, Development, Growth and Optionality



**ABM**  
RESOURCES NL

# Board, Management, Structure



## Board of Directors

Dr Mike Etheridge Non-Executive Chairman  
(GEOLOGIST)

Mr Darren Holden Managing Director  
(GEOLOGIST)

Mr Imants Kins Non-Executive Director  
(ECONOMIST)

Mr Graeme Sloan Non-Executive Director  
(MINING ENGINEER)

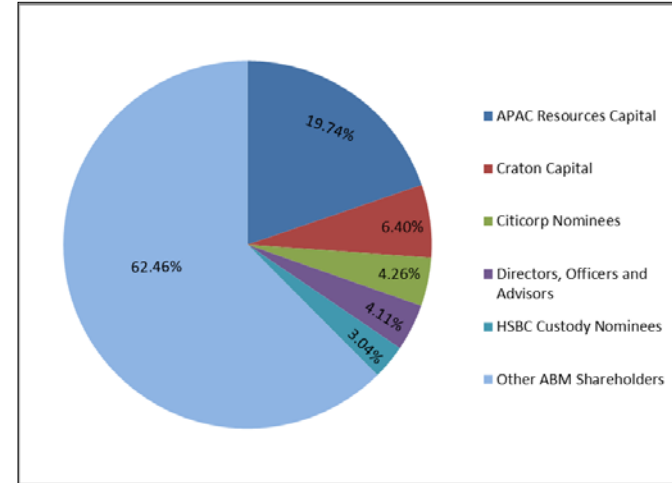
Mr Andrew Ferguson Non-Executive Director  
(CAPITAL MARKETS / FUND MANAGER)

## Senior Management

Mr Brad Valiukas Chief Operating Officer  
(MINING ENGINEER)

Ms Jutta Zimmermann Chief Financial Officer  
& Company Secretary (ACCOUNTANT)

## Major Shareholders



ASX Code	ABU
Shares on issue	3,283M
Share options (Ave Ex Price ~1.5c)	218M
Cash (30 <sup>th</sup> June 2013) <b>NO DEBT*</b>	\$8.3M
Market Cap (at 3.6 cents)	\$118M
Fully Diluted EV (at 3.6 cents)	\$111M

\*ABM recently secured a two tranche back up and stand—by credit facility from the ANZ Bank (\$10M). Credit used as a security against future market conditions and available for non-cash backed draw down on successful completion of Stage One Trial Mining & Processing.

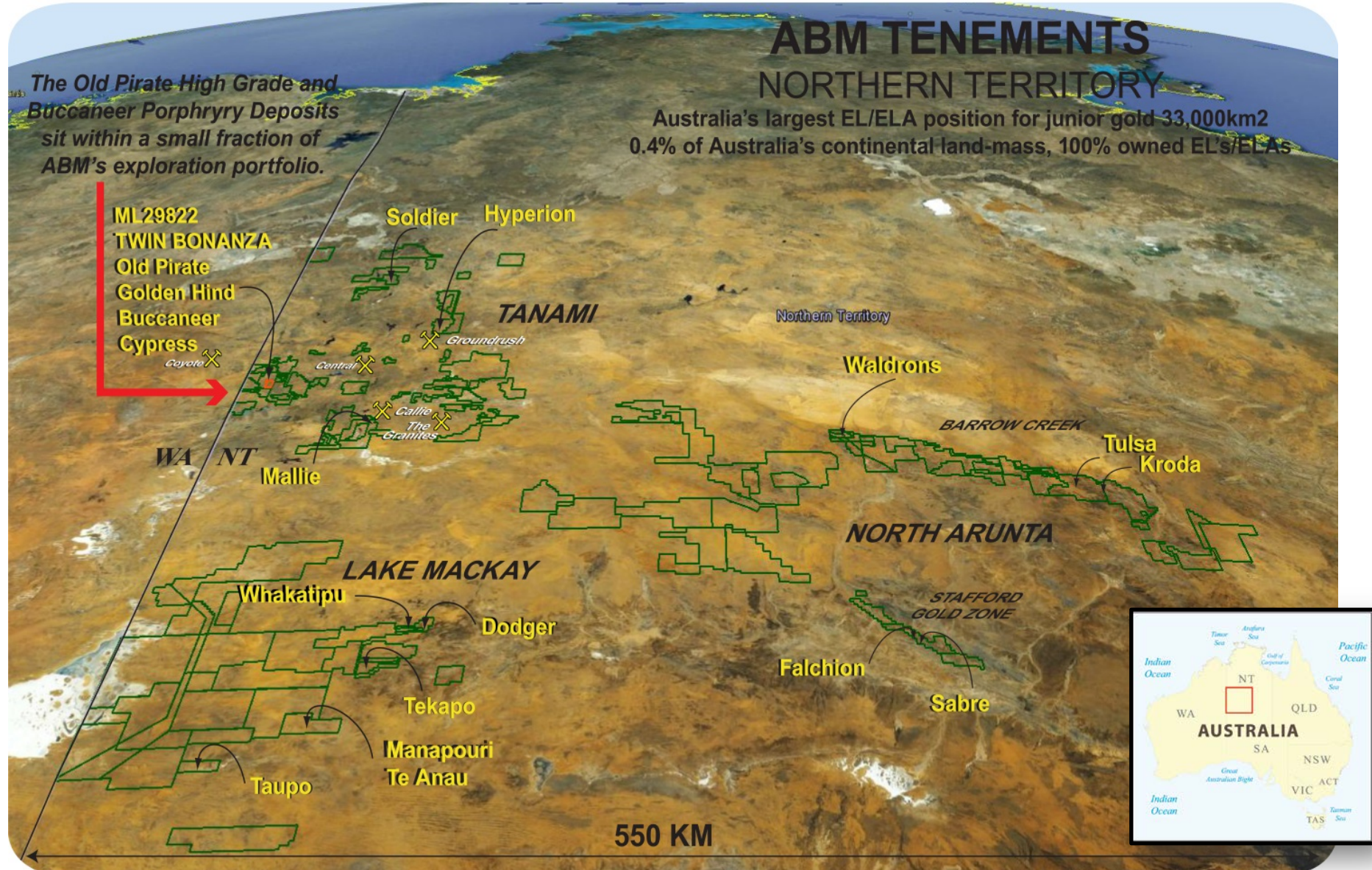
# ABM's Significant Landholding

## ABM TENEMENTS NORTHERN TERRITORY

Australia's largest EL/ELA position for junior gold 33,000km<sup>2</sup>  
0.4% of Australia's continental land-mass, 100% owned EL's/ELAs

The Old Pirate High Grade and  
Buccaneer Porphyry Deposits  
sit within a small fraction of  
ABM's exploration portfolio.

- ML29822
- TWIN BONANZA
- Old Pirate
- Golden Hind
- Buccaneer
- Cypress



# Project Summary - 3.6Moz\* in Global Resource



## OLD PIRATE HIGH-GRADE GOLD PROJECT

- High-grade never before mined gold deposit in Australia.
- Coarse visible gold from surface to depths >200m.
- 723,800 ounces at 11.96g/t (uncut) Resource Estimation.
- Trial mining in process.
- High margin open-pit potential.

## BUCCANEER PORPHYRY GOLD DISCOVERY

- First gold porphyry discovered in the district.
- 2.67 million ounce resource at 0.65g/t (0.2g/t cut-off).
- Buccaneer HGZ with:
  - 1.1Moz gold averaging 2.23g/t gold (1.0g/t cut-off).
- Significant extensional potential with higher grade zones.

## REGIONAL EXPLORATION PORTFOLIO

- Largest land holding in Australia for gold.
- Hyperion - 202,200 oz gold resource.
- Kroda - pre-resource discovery with 29m @ 6.39g/t gold in drilling.
- Large scale untested geochemistry anomalies.
- 60+ regional targets.

**TWIN BONANZA GOLD PROJECT**  
**3.4Moz Gold Resource in 3 years**

\*3.6Moz Company global resource = Old Pirate High-Grade Uncut (0.72Moz); Buccaneer global resource 2012 (2.67Moz) + Hyperion (0.2Moz). Refer Appendix B for full details.

# Share Price & Milestones (2<sup>nd</sup> August, 2013)

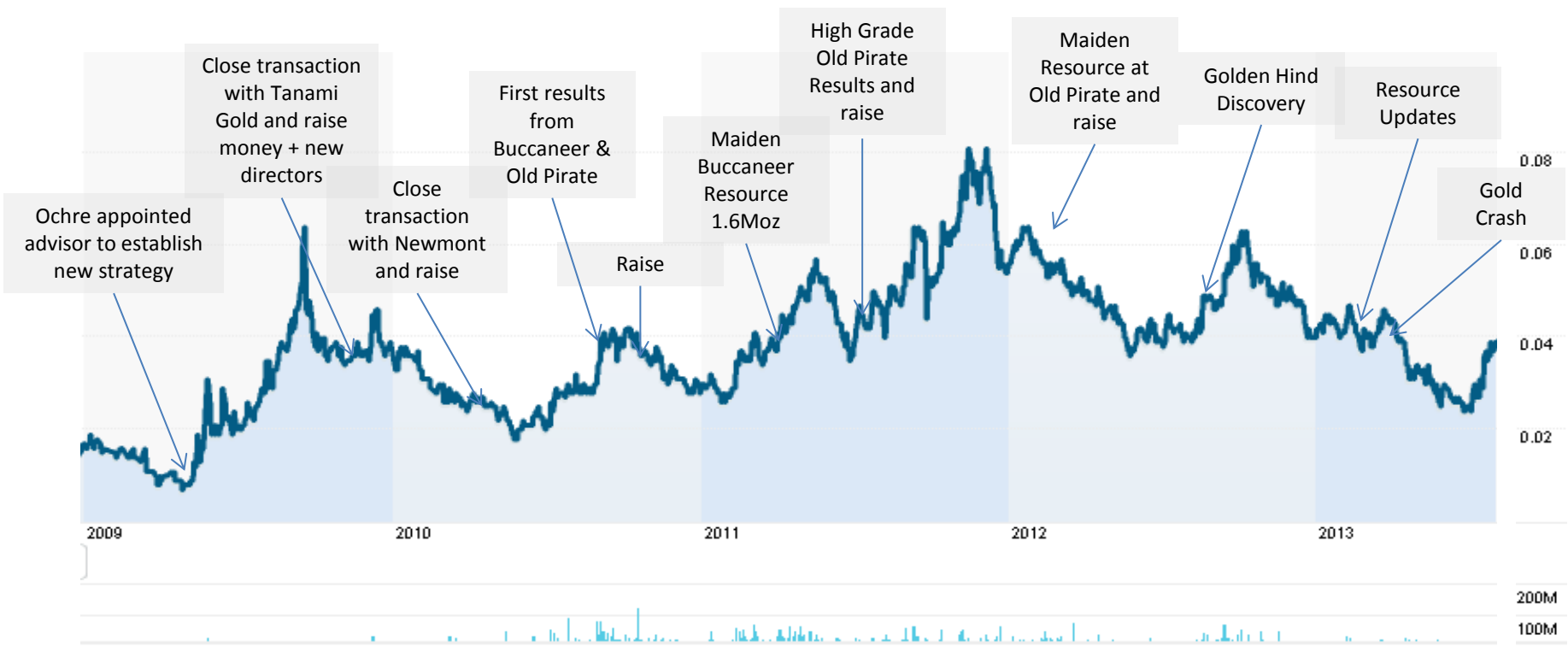


## Absolute Share Price

- From 2009 low to high ~ 800% gain
- From 2009 low to now ~350% gain
- From 2011 high to now ~ 50% loss

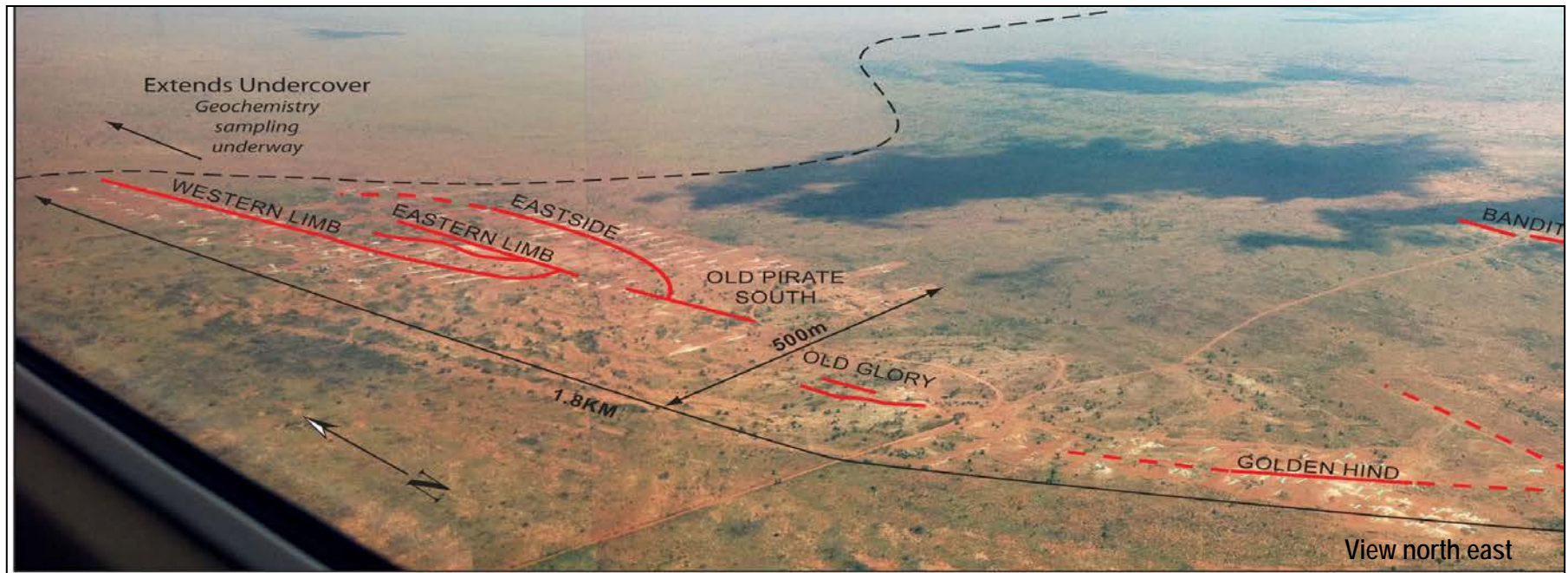
## Enterprise Value

- 2009 low ~\$6M
- 2011 high ~\$200M
- Now ~\$111M



# Old Pirate – High-Grade Gold Resource

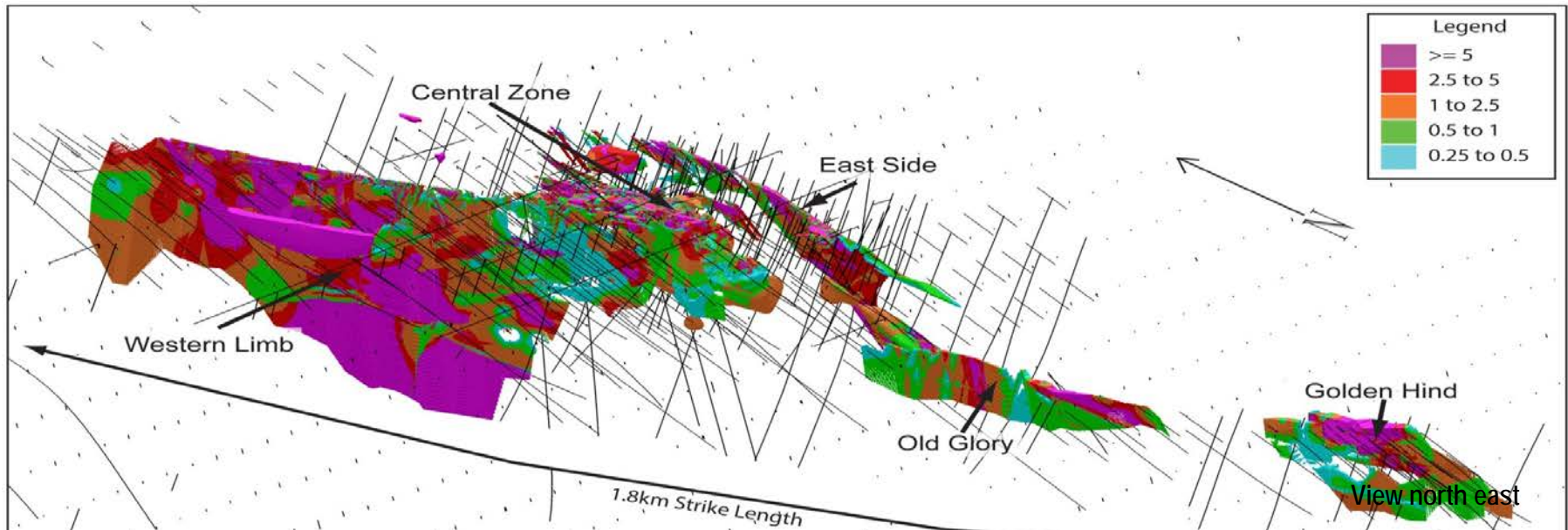
- Mineralisation from surface to a depth of >200m and open in several directions.



Category	Tonnes	Gold Grade (g/t) (300g/t top-cut)	Gold Grade (g/t) (uncut)	Ounces Gold (300g/t top-cut)	Ounces Gold (uncut)
Indicated	889,000	8.19	8.93	234,100	255,300
Inferred	993,000	11.80	14.67	376,900	468,500
<b>Total</b>	<b>1,882,000</b>	<b>10.10</b>	<b>11.96</b>	<b>611,000</b>	<b>723,800</b>

# Old Pirate – High-Grade Gold Resource

- Mineralisation from surface to a depth of >200m and open in several directions.



Category	Tonnes	Gold Grade (g/t) (300g/t top-cut)	Gold Grade (g/t) (uncut)	Ounces Gold (300g/t top-cut)	Ounces Gold (uncut)
Indicated	889,000	8.19	8.93	234,100	255,300
Inferred	993,000	11.80	14.67	376,900	468,500
<b>Total</b>	<b>1,882,000</b>	<b>10.10</b>	<b>11.96</b>	<b>611,000</b>	<b>723,800</b>



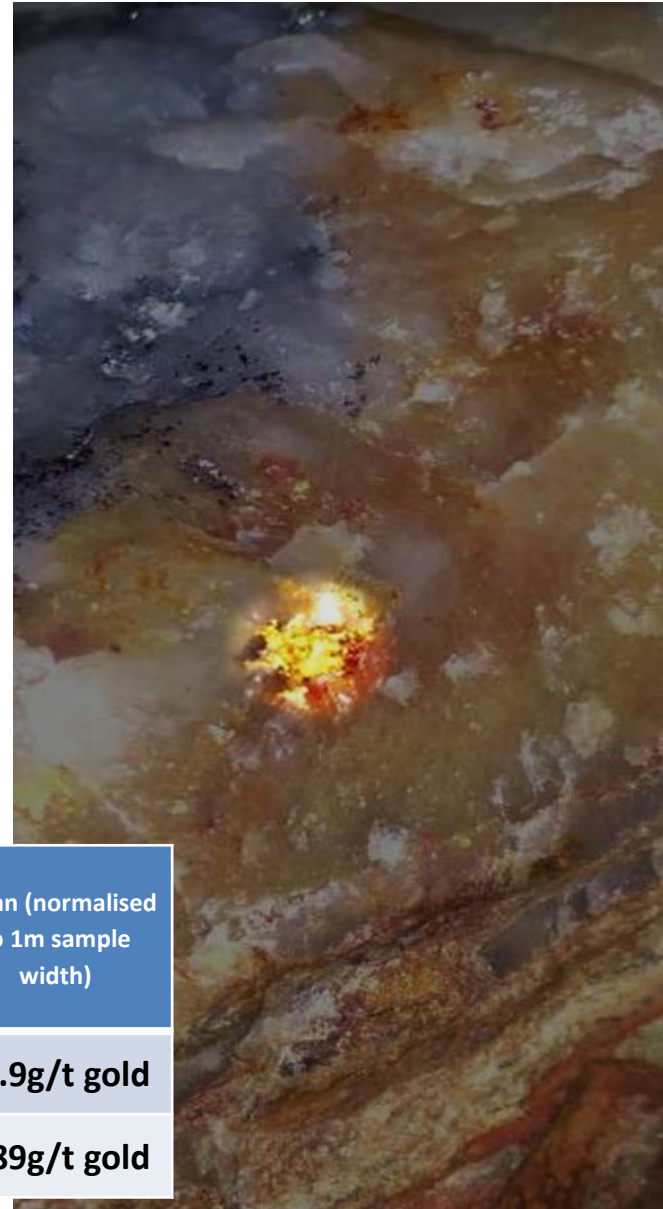
# Old Pirate – High Quality Ore Potential!

Gravity Recovery Test work shows:

- Up to 97.3% recovery in laboratory tests.
- No need for cyanide processing.

All the gold is in quartz:



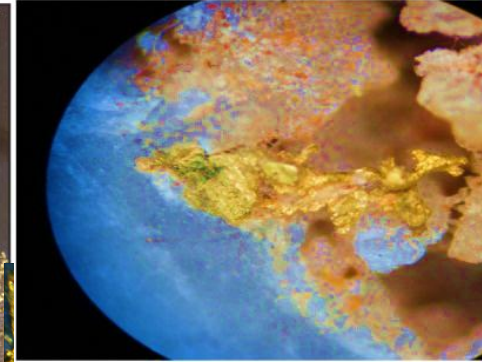

- 80% of the gold is in 20% of the quartz.
- Coarse gold effect (nugget) being understood with longitudinal sampling, and trial mining.
- Multiple high-grade zones provides ease in mine-scheduling.



Method	Approximate average sample weight (including duplicates)	Total number of samples in mineralised zones (>0.5g/t)	Approximate mass of total samples	Mean (normalised to 1m sample width)
Trenching	6.9kg	3,355	23,286kg	12.9g/t gold
Drilling	1.85 kg	1,152	2,131kg	9.89g/t gold

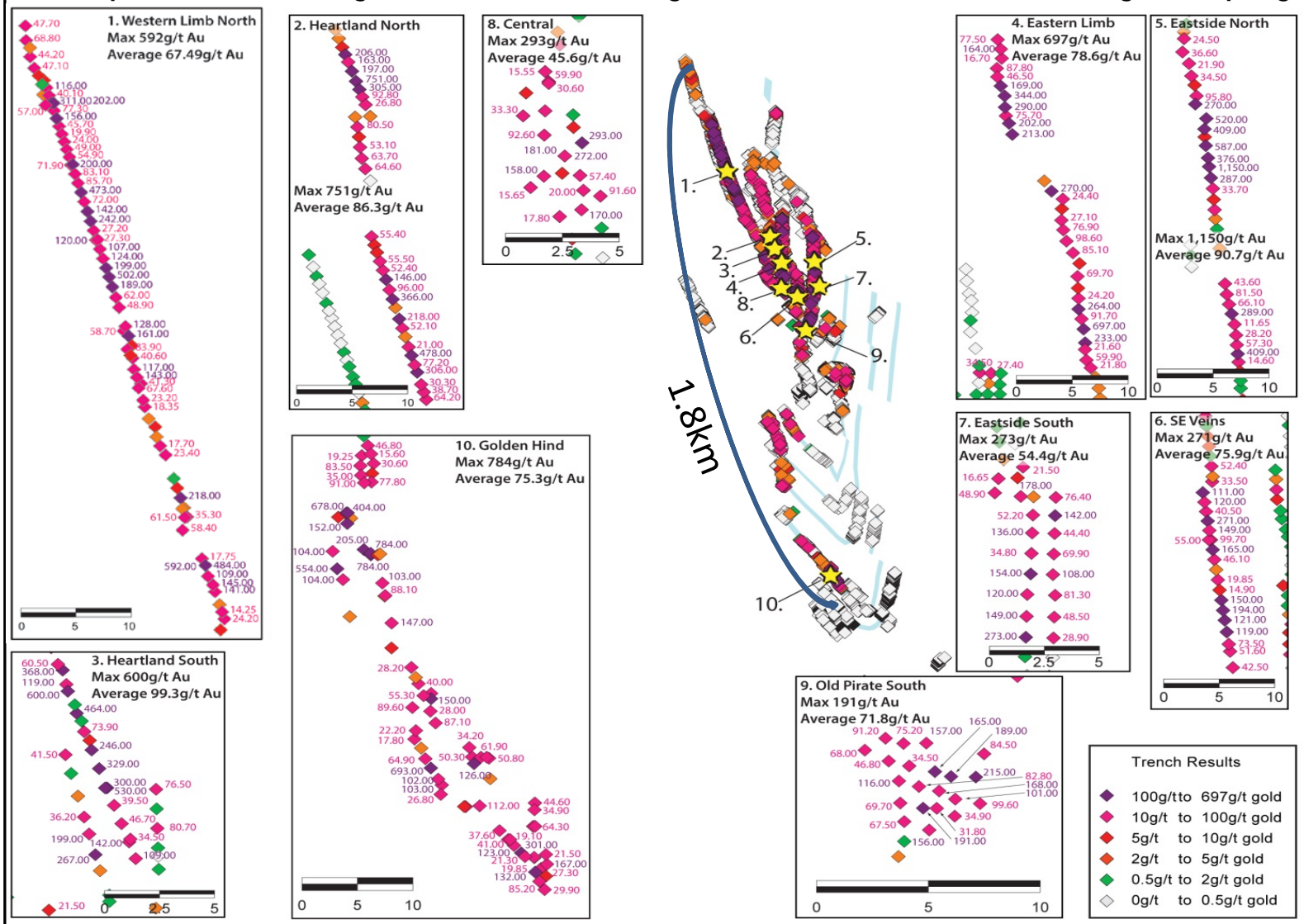
Table shows all samples in mineralised veins used in resource estimation.

# Old Pirate – High Quality Ore Potential!



# Old Pirate – Bonanza Grade Zones Start at Surface!


Example of 10 bonanza grade zones (undiluted grades from continuous strike length sampling)



Surface sampling (longitudinal trenching results) summary from 2011 and 2012 illustrating some of the areas that form part of the trial mine highlighting some of the bonanza high-grade areas at Old Pirate and Golden Hind. Note – these assay results have not been normalised to sample width and are hence undiluted grades. Averages based on original and duplicate samples as previously announced with labels displayed on peak value.

# Old Pirate – Our Staged Approach

- Our alternative to expensive feasibility study process.
- Minimises risk by utilising three key engineering advantages compared to other gold development plays:
  - High-grade (5 times typical open-pit grade in Australia).
  - Open pit with NO pre-strip (first scoops contain gold).
  - Gold liberates very easily using gravity methods (no scaled up cyanide recovery required).



# Old Pirate – Our Staged Approach

- Stage One – Trial Mining 10,000 tonnes under exploration license.
  - All plant and equipment on site.
  - Site works & digging well underway.
  - Processing shortly.

*Complete processing by mid October.*

- Stage Two – Open Pit mining using the same plant as at the Trial Mining.

*Upon granting of Mineral License. Aiming at late 2013.*

- Stage Three – Expansion phase increasing to 240,000 to 300,000 tonnes per annum.

*When the ore-body tells us to.*

*Each Stage is designed to mitigate risk, spread capital expenditure, generate cash-flow and increase production incrementally.*





# Old Pirate – Stage 1 - Bulk Sample / Trial Mining

- Dilution management working well:
  - Direct trenching of veins, versus facing off methods.
  - Targeted extraction of veins indicating minimum mining width of 0.5 to 0.8m.
  - Better than inherent model dilution of 1 metre width.
- So far stock piled 1800-2000 tonnes of ore from 4 HG zones.
- New high grade structures and thickening of veins identified in some areas.
- Multiple high-grade zones will allow for multiple active mining zones.
- Processing plant construction nearing completion.
- Commissioning shortly.
- Weekly gold pours anticipated.
- Expect to complete Stage One by mid October.



# Old Pirate – Stage 1 - Bulk Sample / Trial Mining

Selective mining of veins at Golden Hind



Quartz vein within  
Quartz Vein at  
Golden Hind



# Old Pirate – Stage 1 - Bulk Sample / Trial Mining

Geologist reviewing high grade quartz



# Old Pirate – Stage 1 - Bulk Sample / Trial Mining



Stockpiling Ore at Old Pirate South



# Old Pirate – Stage 1 - Bulk Sample / Trial Mining

Buccaneer



Wilsons Camp

Pilot Processing Plant

Old Glory

Golden Hind

Bermuda South

OP South

Bermuda

Central Zone

SE veins

Western Limb

Heartland

Eastern Limb

East Side

Old Pirate High-Grade Gold System  
~2 kilometres


View West

# Old Pirate – Stage 1 - Bulk Sample / Trial Mining

Jaw Crusher



Lined Tailings Facility



Impact Crusher and Screen




# Old Pirate – Stage 1 - Bulk Sample / Trial Mining

Knelson Concentrator



Ball Mill



Gensets and fuel tanks



# Old Pirate – Beyond the Trial

Following successful trial and on-going optimisation studies:

## *Stage Two – open pit mining utilising the pilot plant*

- Mineral lease application underway anticipating grant by end of year.
- 150,000 tpa plant with only minor improvements required to Pilot Plant.
- Targeting top 30 metres in Stage Two with resource (in top 30m) of:
  - 420,000 tonnes averaging 10.36g/t gold for 140,000 ounces (indicated + inferred).



## *Stage Three – Expansion Phase*

- Increase to 240,000 to 300,000 tpa by scaling modular plant funded from proceeds of Stage Two.
- Pit expansion and potential underground development when the ore-body tells us too.
- Conceptually 300,000 tpa at 10g/t gold is a ~100,000 ounces gold per annum operation.

*Beyond Stage Three – Integration with Buccaneer Porphyry Gold Deposit?*

# Golden Hind – From Discovery to Mining in 1 year



- Golden Hind – From discovery to mining in 1 year.
- July 2012 – Visible gold discovered at surface.
  - Very small footprint less than 80m long but average surface grade >70g/t.
- September 2012 – Drilled:
  - 15m @ 118g/t gold within:
    - 42m @ 44g/t gold from SURFACE.
- February 2013 - Resource top 50m resource:
  - 113,000 tonnes @ 16.45g/t gold for 59,100oz gold including:
    - 34,000 tonnes averaging 45.58g/t gold for 49,000oz.
- July 2013 – Mining Commences.

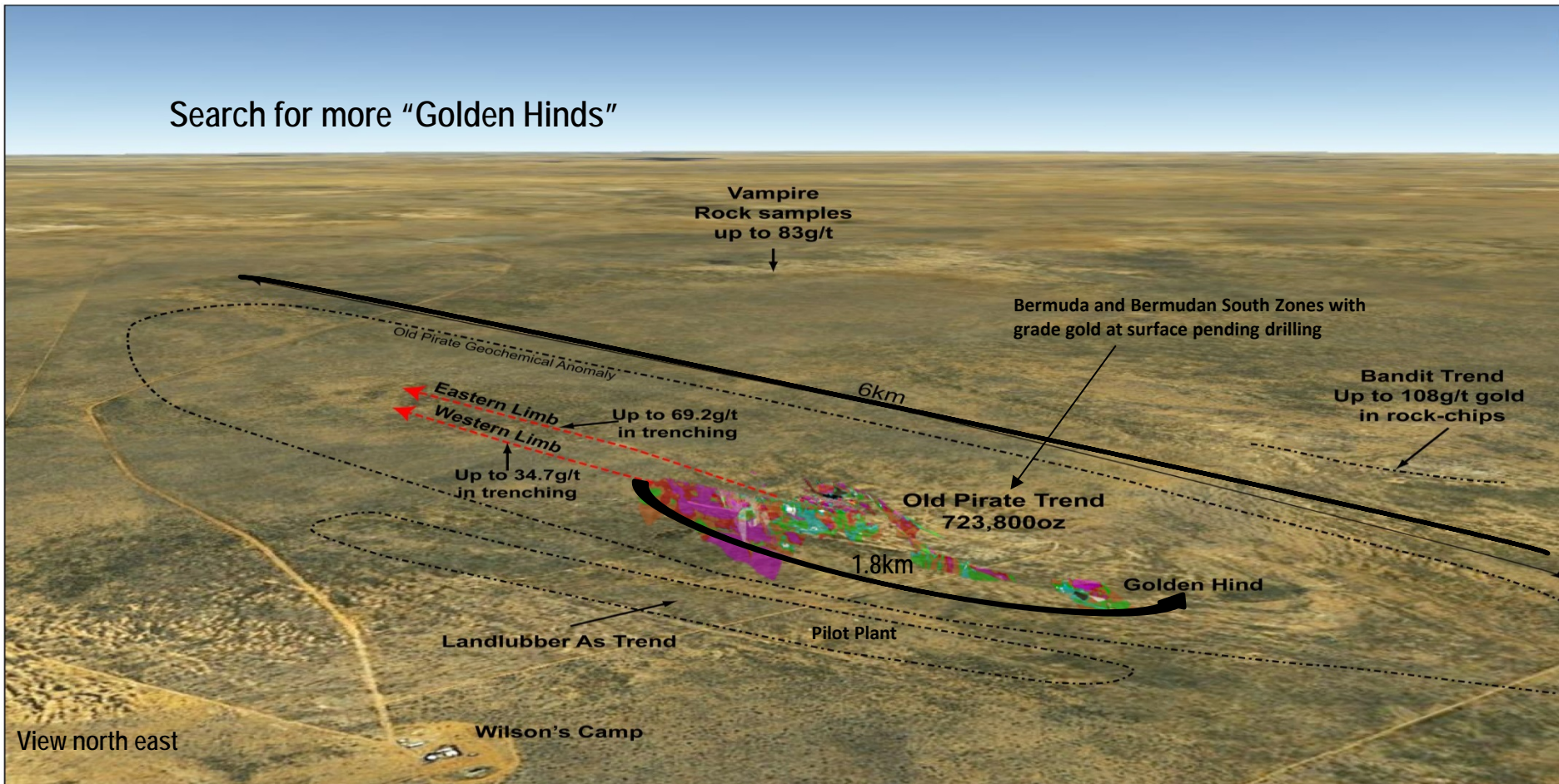
*How many more of these are out there?*

GOLDEN HIND – Lets find more!  
July 2012 – Recognised visible gold in veins.  
September 2012 – Drilled 15m @ 118g/t.  
February 2013 Resource 49koz @ 45.58g/t gold from surface.  
*Footprint is less than 80m long.*



# Old Pirate – Growth Potential

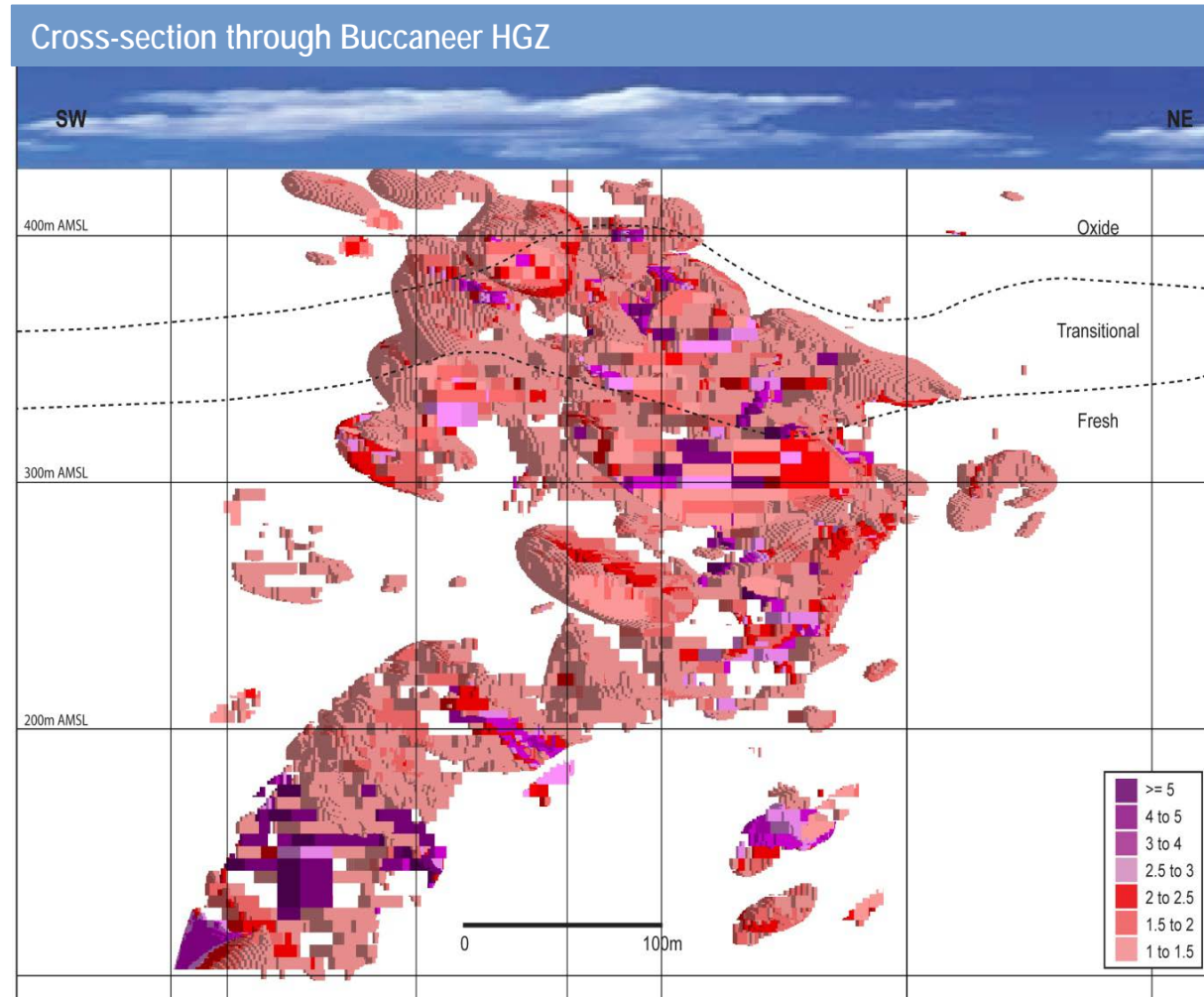
- Western Limb & Eastern Limb have outcrop beyond existing resource, both with significant gold samples up to 34.7g/t gold and 69.7g/t gold respectively.
- Gold in soil anomaly >6km long.
- Bermuda and Bermuda South Zone 200m to SE of Old Pirate with high-grade veins pending drill test.
- Bandit Trend and Vampire Trend with up to 108g/t and 83g/t gold respectively.





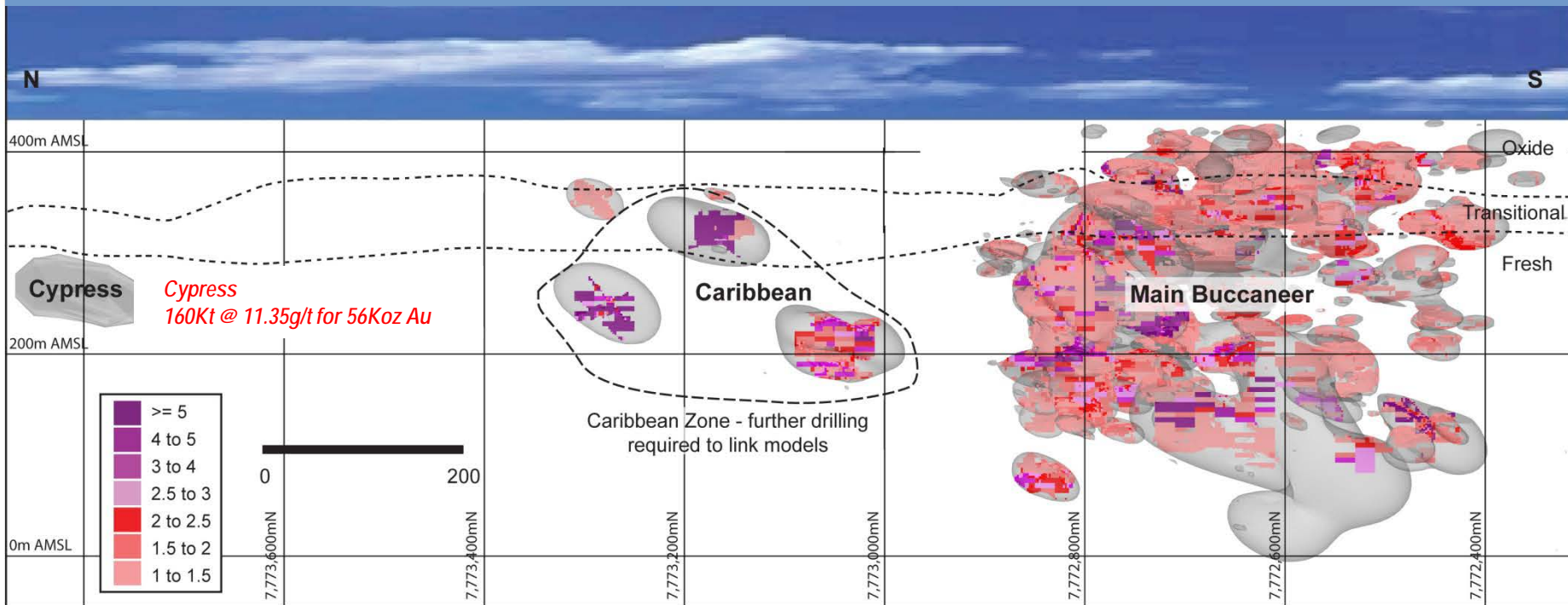
# Buccaneer Gold Porphyry

- The first intrusive related gold deposit discovered in the region.
- Bulk tonnage 127.8Mt @ 0.65g/t gold for 2.67Moz gold.
- New Buccaneer HGZ Resource:
  - 15.3Mt @ 2.23g/t gold for 1.1Moz gold (1g/t cut-off).
- Located only 3km from Old Pirate.
- Footprint 650m x 550m.
- True width of higher grade zones >100m.
- Has the scale potential to suggest low-strip ratio / bulk tonnage mining operation.



# Buccaneer Gold Porphyry – 2013 HGZ Zone

Buccaneer HGZ Model – View East (Indicated Resources Blocks only, Inferred not shown). Grey transparent area is 0.5g/t grade shell.



**Buccaneer HGZ Resource at 2g/t cut-off.**

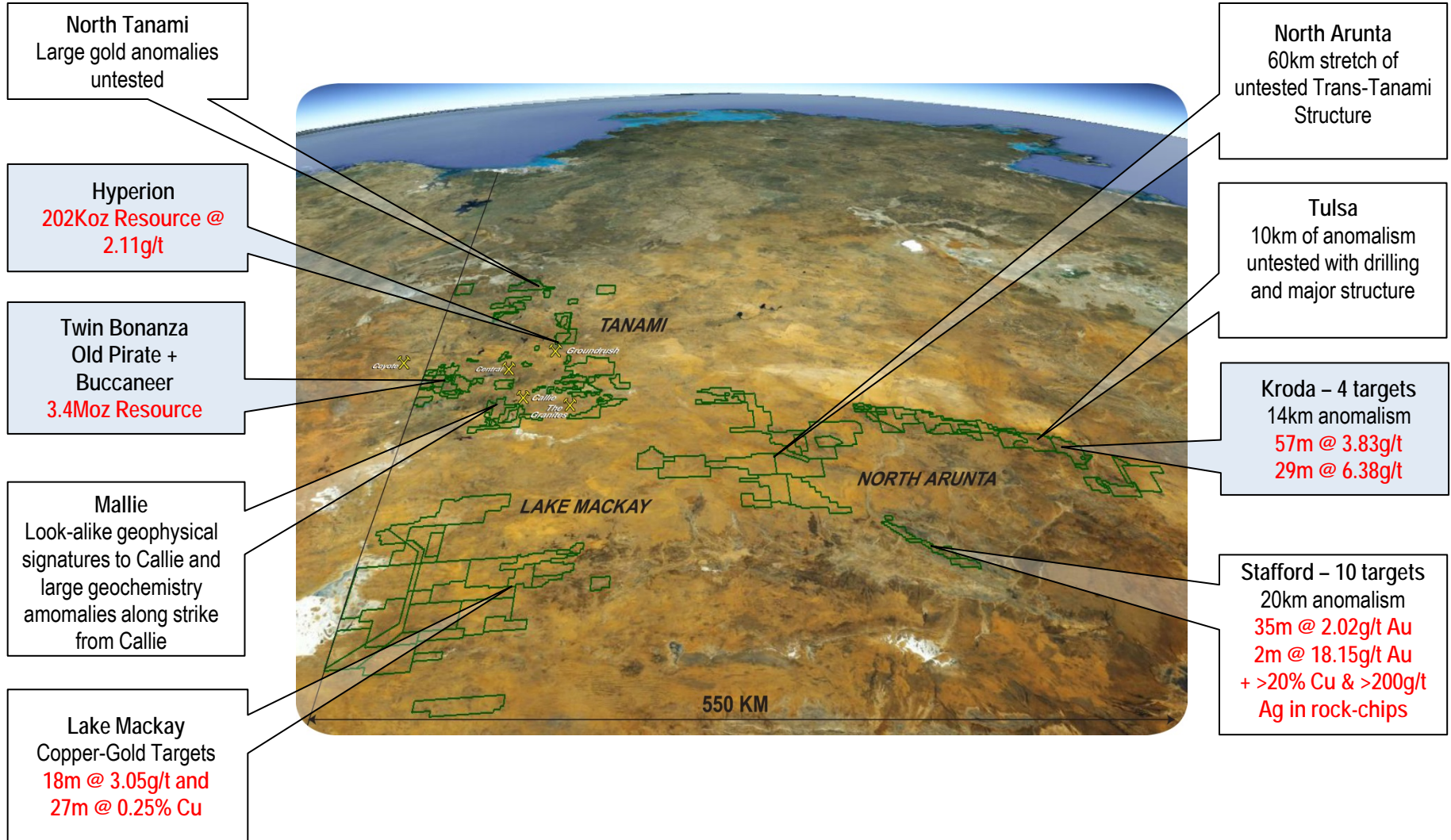
Category	Tonnes	Grade (g/t Au) top-cut	Grade (g/t Au) uncut	Ounces Gold top-cut	Ounces Gold uncut
Indicated	2,261,000	3.39	4.17	246,200	303,000
Inferred	3,573,000	3.75	4.56	431,100	523,500
<b>Total</b>	<b>5,834,000</b>	<b>3.61</b>	<b>4.41</b>	<b>677,300</b>	<b>826,500</b>

**Buccaneer HGZ Resources at 1g/t cut-off.**

Category	Tonnes	Grade (g/t Au) top-cut	Grade (g/t Au) uncut	Ounces Gold top-cut	Ounces gold uncut
Indicated	7,117,000	2.00	2.25	458,500	515,300
Inferred	8,183,000	2.43	2.78	639,700	732,200
<b>Total</b>	<b>15,300,000</b>	<b>2.23</b>	<b>2.54</b>	<b>1,098,200</b>	<b>1,247,500</b>

# Regional Projects - Overview

*A multitude of advanced and high priority exploration targets throughout the Central Desert, NT*



# Summary



## The Company

- ✓ Strong management & exploration / development team.
- ✓ Strong cash position of \$8.3M (June 30th, 2013).
- ✓ Exceptional track record.

## The Assets

- ✓ New discoveries 3.6Moz defined in <3 years of exploration.
- ✓ The highest grade gold deposit at surface in Australia.
- ✓ ~60 regional targets / the largest gold land holding in the country.



## The Future

- ✓ Old Pirate Pilot Plant / Trial Mining – *Ore stockpiled, processing shortly.*
- ✓ Expandable resource, mining and processing using staged approach.
- ✓ Extensional exploration with Bermuda, Bermuda South Zone and Bandit South High-Grade discoveries in 2013 already.
- ✓ Potential near-term production and cash flow at Old Pirate and long-term large scale project at Buccaneer.

***ABM provides investors compelling upside and optionality***

## DISCLAIMER

- This presentation has been prepared by ABM Resources NL (“ABM” or the “Company”). It should not be considered as an offer or invitation to subscribe for or purchase any securities in the Company or as an inducement to make an offer or invitation with respect to those securities. No agreement to subscribe for securities in the Company will be entered into on the basis of this presentation.
- This presentation contains forecasts and forward looking information. Such forecasts and information are not a guarantee of future performance, involve unknown risks and uncertainties. Actual results and developments will almost certainly differ materially from those expressed or implied. ABM has not audited or investigated the accuracy or completeness of the information, statements and opinions contained in this presentation. Accordingly, to the maximum extent permitted by applicable laws, ABM makes no representation and can give no assurance, guarantee or warranty, express or implied, as to, and take no responsibility and assume no liability for, the authenticity, validity, accuracy, suitability or completeness of, or any errors in or omission from, any information, statement or opinion contained in this presentation.
- You should not act or refrain from acting in reliance on this presentation material. This overview of ABM does not purport to be all inclusive or contain all information which its recipients may require in order to make an informed assessment of the Company’s prospects. You should conduct your own investigation and perform your own analysis in order to satisfy yourself as to the accuracy and completeness of the information, statements and opinions contained in this presentation and making any investment decision.

## TECHNICAL STATEMENT / COMPETENT PERSONS STATEMENT

- The information in this report that relates to Exploration Results, Mineral Resources or Ore Reserves is based on information compiled by Mr Darren Holden who is a Member of The Australasian Institute of Mining and Metallurgy. Mr Holden is a full time employee of ABM Resources NL and has sufficient experience which is relevant to the style of mineralisation and type of deposit under consideration and to the activity which he is undertaking to qualify as a Competent Person as defined in the 2004 Edition of the “Australasian Code for Reporting Exploration Results, Mineral Resources and Ore Reserves”. Mr Holden consents to the inclusion in the documents of the matters based on this information in the form and context in which it appears.
- Refer to previous Company Press-Releases for full resource estimation details, drill hole details, and intercept calculations. A full list is provided in Appendix C.

# Thank You



## For Further Information Contact ABM Resources NL

Managing Director – Darren Holden

CFO / Company Secretary – Jutta Zimmermann

COO – Brad Valiukas

Investors Relations Coordinator – Berdine Mastaglia

[www.abmresources.com.au](http://www.abmresources.com.au)

[admin@abmresources.com.au](mailto:admin@abmresources.com.au)

Tel +61 8 9423 9777

# Appendix A - Board and Management



## Board of Directors

**Dr Mike Etheridge**  
Non-Executive Chairman

Dr Etheridge is a geologist with over 40 years' experience in exploration, mining, consulting and research. Until 2004 he was Chairman of the consulting firm SRK Consulting (Australia), having co-founded its predecessor, Etheridge Henley Williams in 1990. Dr Etheridge is a former board member on Consolidated Minerals and Lihir Gold and is currently Chairman of Zeus Uranium and Clancy Exploration Ltd. Dr Etheridge is an Adjunct Professor at Macquarie University where he has led an industry collaborative resource project on risk and value in mineral exploration.

**Mr Darren Holden**  
Managing Director

Mr Holden is a geologist with over 18 years experience in mining and exploration. Mr Holden has previously held the role of Senior Consultant at Fractal Geoscience and was involved in modelling and targeting on a wide range of deposit styles. Mr Holden was a leading member of the team that won the GoldCorp Challenge in 2001. Prior to ABM, Mr Holden was Vice President Exploration for a Vancouver based junior and oversaw the definition of several deposits including a multi-million ounce gold porphyry in Alaska.

**Mr Imants Kins**  
Non-Executive Director

Mr Kins is an Economist with over 25 years experience specialising in the resource sector. He has a Bachelor of Economics from the University of WA and a Master of Arts (Futures studies) degree from the Curtin University of Technology. Since 1987 Mr Kins has mainly worked as a consultant to the resource sector undertaking projects with exploration and mining companies, investors and brokers.

**Graeme Sloan**  
Non-Executive Director

Mr Sloan is a Mining Engineer with extensive corporate and operational experience both within Australia and overseas and is currently CEO of Herencia Resources PLC. He has held senior roles with several ASX listed companies, including Managing Director/CEO of Tanami Gold NL, and has been responsible for the successful development, implementation and commissioning of various projects over a range of different commodity types.

**Andrew Ferguson**  
Non-Executive Director

Andrew Ferguson is an Executive Director and the Chief Executive Officer of APAC Resources Limited, which is a natural resources investment company listed on Hong Kong Stock Exchange. Mr Ferguson holds a Bachelor of Science Degree in Natural Resource Development and was a mining engineer in Western Australia in the mid 90's. In 2003, Mr Ferguson co-founded New City Investment Managers in England. He has a proven track record in fund management and was the former co-fund manager of City Natural Resources High Yield Trust, which was awarded best UK Investment Trust in 2006. He has also worked for CQS LLP (CQS) in Hong Kong as the Chief Investment Officer for New City Investment Managers CQS and a Senior Portfolio Manager for CQS.

## Senior Management

**Brad Valiukas**  
Chief Operating Officer

Mr Brad Valiukas is a Mining Engineer with over 16 years management and technical experience in the mining sector. Mr Valiukas has previously held roles of Chief Operating Officer at Focus Minerals Ltd, Deputy Chief Mining Engineer at Mincor Resources and has worked in both open pit and underground mining environments, and is an expert in narrow vein mining. Mr Valiukas holds a Bachelor of Engineer (Mining) from the University of New South Wales and multiple industry based accreditations.

**Jutta Zimmermann**  
Chief Financial Officer &  
Company Secretary

Ms Zimmermann has over twenty years experience in accounting, taxation and management in both Australia and Germany. She is an accountant with an Australian AQF diploma level and a equivalent Australian bachelor degree level from the Furtwangen Polytechnic in Information Technology and is a member of Chartered Secretaries Australia. Ms Zimmermann holds the position of Chief Financial Officer with the company and was appointed Company Secretary on 17 April 2007.

# Appendix B – Resource Statement



Old Pirate Resource Estimation February 2013.					
Category	Tonnes	Gold Grade (g/t) (300g/t top-cut)	Gold Grade (g/t) (uncut)	Ounces Gold (300g/t top-cut)	Ounces Gold (uncut)
Indicated	889,000	8.19	8.93	234,100	255,300
Inferred	993,000	11.80	14.67	376,900	468,500
<b>Total</b>	<b>1,882,000</b>	<b>10.10</b>	<b>11.96</b>	<b>611,000</b>	<b>723,800</b>

\*Note - totals may vary due to rounding. Refer press release 4<sup>th</sup> February, 2013 for full details.



# Appendix B – Resource Statement



Buccaneer Higher Grade Zone Resource at 2g/t cut-off.					
Category	Tonnes	Grade (g/t Au) top-cut	Grade (g/t Au) uncut	Ounces Gold top-cut	Ounces Gold uncut
Indicated	2,261,000	3.39	4.17	246,200	303,000
Inferred	3,573,000	3.75	4.56	431,100	523,500
<b>Total</b>	<b>5,834,000</b>	<b>3.61</b>	<b>4.41</b>	<b>677,300</b>	<b>826,500</b>

Buccaneer Higher Grade Zone Resources at 1g/t cut-off.					
Category	Tonnes	Grade (g/t Au) top-cut	Grade (g/t Au) uncut	Ounces Gold top-cut	Ounces gold uncut
Indicated	7,117,000	2.00	2.25	458,500	515,300
Inferred	8,183,000	2.43	2.78	639,700	732,200
<b>Total</b>	<b>15,300,000</b>	<b>2.23</b>	<b>2.54</b>	<b>1,098,200</b>	<b>1,247,500</b>

Buccaneer Bulk Tonnage Resource at 0.2g/t cut-off			
0.2g/t cut off	Million Tonnes	Gold (g/t)	Million Ounces
Indicated	34.0	0.64	0.702
Inferred	93.9	0.65	1.970
<b>Total</b>	<b>127.9</b>	<b>0.65</b>	<b>2.672</b>

\*Note - totals may vary due to rounding. Refer press release 5<sup>th</sup> February, 2013 and 16<sup>th</sup> April, 2012 for full details.

# Appendix B – Resource Statement



Twin Bonanza Global Resource with Old Pirate and Buccaneer High-Grade Zone at 2g/t cut-off.				
Project	Cut-off	Tonnes all categories	Grade (g/t Au) all categories	Ounces gold
Old Pirate Trend	1.0g/t (cut-off)	1,882,000	10.1	611,000
Buccaneer HGZ	2.0g/t (cut-off)	5,834,000	3.61	677,300
<b>Total</b>		<b>7,716,000</b>	<b>5.19</b>	<b>1,288,300</b>

Twin Bonanza Global Resource with Old Pirate and Buccaneer High-Grade Zone at 1g/t cut-off.				
Project	Cut-off	Tonnes all categories	Grade (g/t Au) all categories	Ounces gold
Old Pirate Trend	1.0g/t (cut-off)	1,882,000	10.1	611,000
Buccaneer HGZ	1.0g/t (cut-off)	15,300,000	2.23	1,098,200
<b>Total</b>		<b>17,182,000</b>	<b>3.10</b>	<b>1,709,200</b>

\*Note - totals may vary due to rounding. Refer press release 5<sup>th</sup> February, 2013 for full details.

# Appendix B – Resource Statement



## Hyperion Gold Project Resource Estimation without top-cut.

0.8g/t cut off	Tonnes	Gold (g/t)	Ounces
Hyperion Central	2,209,000	2.14	152,100
Hyperion South	768,000	2.71	66,800
<b>Total</b>	<b>2,977,000</b>	<b>2.29</b>	<b>219,000</b>
2g/t cut-off	Tonnes	Gold (g/t)	Ounces
Hyperion Central	875,000	3.36	94,400
Hyperion South	272,000	5.37	47,000
<b>Total</b>	<b>1,147,000</b>	<b>3.83</b>	<b>141,400</b>

## Hyperion Gold Project Resource Estimation with 50g/t top-cut.

0.8g/t cut off	Tonnes	Gold (g/t)	Ounces
Hyperion Central	2,209,000	2.06	146,600
Hyperion South	768,000	2.25	55,500
<b>Total</b>	<b>2,977,000</b>	<b>2.11</b>	<b>202,200</b>
2g/t cut-off	Tonnes	Gold (g/t)	Ounces
Hyperion Central	875,000	3.17	89,100
Hyperion South	272,000	4.08	35,700
<b>Total</b>	<b>1,147,000</b>	<b>3.38</b>	<b>124,800</b>

\*Note - totals may vary due to rounding. Refer press release 16<sup>th</sup> April, 2012 for full details.

# Appendix C – List of ASX Announcements



## List of ASX announcements relating to technical results in this presentation.

Please refer for intercept calculation method, resource estimation, assay results and sampling techniques etc.

01/08/2013	Trial Mining Update at Old Pirate High-Grade Gold Project	15/05/2012	Old Pirate Stage 1 Scoping Study Results
03/07/2013	Trial Mining & Processing Update at Old Pirate Gold Project	03/05/2012	2012 Exploration Season Underway
12/06/2013	Trial Mining & Processing Update at Old Pirate Gold Project	16/04/2012	3.3 Million Ounces Gold in Resources
29/05/2013	More High-Grade Gold in New Zones Near Old Pirate	12/03/2012	Hyperion Drill Results show wide mineralised zones
29/04/2013	Bandit Trend Near Old Pirate with Samples to 108g/t gold	07/03/2012	Latest Results Extend Eastern Contact Zone
09/04/2013	More High-Grade Gold at Old Pirate	28/02/2012	Hyperion Best Ever Intercept 35m @ 5.43 g/t Gold
18/03/2013	Trial Mining Permit Received for Old Pirate Gold Project	08/02/2012	Old Pirate Trenching Extends to 726 metres @ 24.01g/t Gold
05/02/2013	Buccaneer Higher Grade Zones Establish Growth Pathway	20/01/2012	ABM and Tanami Gold enter Memorandum of Understanding
04/02/2013	Significant Upgrade for Old Pirate sets ABM for Trial Mining	20/01/2012	TAM: Tanami Gold NL and ABM enter MOU
26/11/2012	Old Pirate Western Limb Widens with High-Grade at Depth	19/01/2012	Impressive Drill Results from Buccaneer Porphyry
19/11/2012	New High Grade Veins Uncovered at Surface at Old Pirate	18/01/2012	Cypress Zone Drill Results 8m@7.43g/t Au within 87m@1.13g/t
16/11/2012	First Results from Old Glory	5/01/2012	Old Pirate Trenching Update - 582m strike @ 23.98g/t Gold
19/10/2012	OP Western Limb Extends with Surface Sampling av. 52.3g/t	23/12/2011	BRR -ABM extends high grade trenching results at Old Pirate
09/10/2012	Extensional Exploration Results with Assays up to 156g/t Gold	22/12/2011	Old Pirate Trenching Extends to 427m Strike @ 21.85g/t Gold
02/10/2012	Golden Hind Spectacular Drill Intersections 42m @ 44g/t	5/12/2011	Technical and Corporate Update Presentation
17/09/2012	High-Grade Discovery Confirmed at Golden Hind 17m @ 29.43g/t	30/11/2011	Broadcast - MD talks Gold from the Old Pirate
05/09/2012	Old Pirate Test Work – Exceptional gravity Gold Recovery	29/11/2011	High Grade Old Pirate Phase 2a Trench Results
20/08/2012	Exploration Update Golden Hind and New Prospect	28/11/2011	Twin Bonanza Drill Results Extending Caribbean to Cypress
06/08/2012	High Grade Gold results from the Golden Hind Discovery	24/11/2011	Historic Access Agreement Signed for Lake Mackay Regional
02/08/2012	Old Pirate High Grade Drill Results 5m @ 52.27g/t gold	24/11/2011	Lake Mackay Phase 1 Drill Results
01/08/2012	High Grade Gold Drill Results at Buccaneer	09/11/2011	Drilling Commences at Hyperion
16/07/2012	Phase 3 Surface Vein Sampling Extends Old Pirate	24/10/2011	Further Buccaneer Drill Results
09/07/2012	Phase 2 Surface Sampling on East Side Vein	13/10/2011	Old Pirate Trenching Combined Strike Length 166m@19.17g/t Au
28/06/2012	New Prospect with Coarse Visible Gold at Surface	11/10/2011	Buccaneer Extension 26m @ 2.9g/t within 18m @ 4.05g/t Gold
15/06/2012	New High Grade Vein Uncovered at Old Pirate	27/09/2011	Drilling at Kroda Confirms Second Discovery Camp in the NT
14/06/2012	High Grade Gold Drill Results Extend Buccaneer	12/09/2011	New Discovery at Cypress Prospect with 26m @ 5.53g/t Gold

# Appendix C – List of ASX Announcements



## List of ASX announcements relating to technical results in this presentation.

Please refer for intercept calculation method, resource estimation, assay results and sampling techniques etc.

07/09/2011	Old Pirate Northern Extensions Further High Grade Results	13/12/2010	Buccaneer Continues To Grow With Step Out Drilling
02/09/2011	Broadcast - ABM Gold Assays over 400 Grams per Tonne	15/11/2010	2010 Old Pirate Drilling and Screen Fire Assay Program
31/08/2011	Old Pirate Northern Extensions High Grade Drill Results	04/11/2010	ABM adds second drill rig to NT exploration programs
24/08/2011	Drilling Commences at Lake Mackay Copper-Gold Targets	18/10/2010	Step Out Drilling at Buccaneer Delivers Excellent Intercepts
17/08/2011	Caribbean Zone and Buccaneer Deposit Significantly Extended	22/09/2010	ABM Continues to Expand Buccaneer Gold Porphyry
09/08/2011	Broadcast Spectacular Gold at Old Pirate Northern Extensions	13/09/2010	Best Intersection at Buccaneer - 202m grading 1g/t Gold
08/08/2011	Spectacular Gold at Old Pirate Northern Extensions	31/08/2010	Update Old Pirate High Grade Gold Prospect at Twin Bonanza
01/08/2011	Further Extensional Buccaneer Drill Results	19/08/2010	Buccaneer Porphyry Gold Drill Results Double Vertical Extent
18/07/2011	Further Extensions at Buccaneer and New Porphyry Discovery	27/07/2010	Bonanza Grades at Old Pirate - 5 metres at 274 g/t Gold
04/07/2011	New Sedimentary Hosted Oxide Gold Discovery at Twin Bonanza	12/07/2010	Drill Results - 35m at 6.35g/t Au inc 8m at 21.78g/t Au
20/06/2011	Drilling Commences at the Kroda Gold Project	07/07/2010	Exploration Update - Visible Gold at Old Pirate South
17/06/2011	Broadcast -ABM hits New Gold Zone and Extends Mineralisation	15/06/2010	Exploration Update from Twin Bonanza
16/06/2011	Further Success at Buccaneer - Discovery at Caribbean Zone	24/05/2010	First Drill Results - High Grade Intercept Extends Sabre
09/06/2011	First 2011 Drilling Extends Buccaneer	13/05/2010	Samples Return 20.3% Copper and 271 g/t Silver
10/05/2011	Updated Investor Presentation	27/04/2010	ABM Resources Announces the Commencement of Drilling
09/05/2011	Exploration Update Twin Bonanza Program Ahead of Schedule	16/04/2010	Presentation - The Big 8
27/04/2011	Extensional Drilling Underway at Buccaneer Western Zone	31/03/2010	Newmont Transaction Complete - Prioritising 8 Discoveries
04/04/2011	Metallurgical Tests Reveal High Quality Ore - 99.5% Recovery	16/03/2010	Kroda Gold Project - 6 Metres at 25.9g/t Gold
22/03/2011	Presentation - Twin Bonanza and 1.67 Moz Buccaneer Deposit	09/03/2010	Hyperion Gold Project with 60 m at 2.57 g/t Gold
21/02/2011	Presentation - 1.67 Moz Gold - And We've Only Just Begun	02/02/2010	The Old Pirate High Grade Gold Project
21/02/2011	Maiden Resource Estimation for Buccaneer	01/02/2010	Detail on the Twin Bonanza Porphyry Gold Project
03/02/2011	Twin Bonanza Gold Camp Expands to 30 Targets	28/01/2010	Acquisition of Advanced Gold Prospects from Newmont
31/01/2011	New Targets at Twin Bonanza Gold Camp	18/01/2010	Exploration Update for Reynolds Range Project Area
13/01/2011	Buccaneer Porphyry Delivers Impressive Results	07/01/2010	ABM Provides Exploration Update for Lake Mackay Project
11/01/2011	Drill Results from the Hyperion Gold Project		